



COVER SHEET

Proposal Submitted By:

Contractor's Name

Contractor's Address

City

State

Zip Code

STATE OF ILLINOIS

Local Public Agency

County of DuPage

County

DuPage

Section Number

22-HWYLS-01-LS

Route(s) (Street/Road Name)

Various Highway Landscaping

Type of Funds

LGT

☐ Proposal Only ☒ Proposal and Plans ☐ Proposal only, plans are separate

Submitted/Approved

For Local Public Agency:

For a County and Road District Project

Submitted/Approved

Highway Commissioner Signature

Date

Submitted/Approved

County Engineer/Superintendent of Highways

Date

County Engineer
on behalf of IDOT pursuant to
Agreement of Understanding
Dated August 7, 2012

For a Municipal Project

Submitted/Approved/Passed

Signature

Date

Official Title

Department of Transportation

Released for bid based on limited review

Regional Engineer Signature

Date

Note: All proposal documents, including Proposal Guaranty Checks or Proposal Bid Bonds, should be stapled together to prevent loss when bids are processed.

Local Public Agency	County	Section Number	Route(s) (Street/Road Name)
County of DuPage	DuPage	22-HWYLS-01-LS	Various Highway Landscaping

NOTICE TO BIDDERS

Sealed proposals for the project described below will be received at the office of the DuPage County Division of Transportation

421 N. County Farm Road, 2nd Floor, Wheaton, IL 60187 Name of Office
until 2:00 PM on 03-04-22
Address Time Date

Sealed proposals will be opened and read publicly at the office of the DuPage County Division of Transportation

421 N. County Farm Road, 2nd Floor, Wheaton, IL 60187 Name of Office
at 2:00 PM on 03-04-22
Address Time Date

DESCRIPTION OF WORK

Location	Project Length
Various, in DuPage County	

Proposed Improvement

Installation and Establishment of tree, shrubs, and herbaceous plantings at directed locations on roadways under the jurisdiction of DuPage County Division of Transportation

1. Plans and proposal forms will be available in the office of

on line at <http://www.dupageco.org/dot/doingbusiness>
or by contacting the Division of Transportation at (630) 407-6900.

2. ☒ Prequalification

If checked, the 2 apparent as read low bidders must file within 24 hours after the letting an "Affidavit of Availability" (Form BC 57) in triplicate, showing all uncompleted contracts awarded to them and all low bids pending award for Federal, State, County, Municipal and private work. One original shall be filed with the Awarding Authority and two originals with the IDOT District Office.

3. The Awarding Authority reserves the right to waive technicalities and to reject any or all proposals as provided in BLRS Special Provision for Bidding Requirements and Conditions for Contract Proposals.

4. The following Forms shall be returned by the bidder to the Awarding Authority:

- a. Local Public Agency Formal Contract Proposal (BLR 12200)
- b. Schedule of Prices (DuPage County version of BLR 12201)
- c. Proposal Bid Bond (BLR 12230)
- d. **DuPage County Apprenticeship or Training Program Certification**
(all Apprenticeship/Training Registration Number(s) and/or Certificate(s) need to be included with this form)
- e. Affidavit of Illinois Business Office (BLR 12326) (do not use for project with Federal funds)
- f. **DuPage County - Required Vendor Ethics Disclosure Statement**
- g. **IRS Form W-9: Request for Taxpayer Identification Number and Certification**
- h. **Three (3) References Form**
- i. **Joint Purchasing Authorization**

5. The quantities appearing in the bid schedule are approximate and are prepared for the comparison of bids. Payment to the Contractor will be made only for the actual quantities of work performed and accepted or materials furnished according to the contract. The scheduled quantities of work to be done and materials to be furnished may be increased, decreased or omitted as hereinafter provided.

6. Submission of a bid shall be conclusive assurance and warranty the bidder has examined the plans and understands all requirements for the performance of work. The bidder will be responsible for all errors in the proposal resulting from failure or neglect to conduct an in depth examination. The Awarding Authority will, in no case, be responsible for any costs, expenses, losses or changes in anticipated profits resulting from such failure or neglect of the bidder.

7. The bidder shall take no advantage of any error or omission in the proposal and advertised contract.

8. If a special envelope is supplied by the Awarding Authority, each proposal should be submitted in that envelope furnished by the Awarding Agency and the blank spaces on the envelope shall be filled in correctly to clearly indicate its contents. When an envelope other than the special one furnished by the Awarding Authority is used, it shall be marked to clearly indicate its contents. When sent by mail, the sealed proposal shall be addressed to the Awarding Authority at the address and in care of the official in whose office the bids are to be received. All proposals shall be filed prior to the time and at the place specified in the Notice to Bidders. Proposals received after the time specified will be returned to the bidder unopened.

9. Permission will be given to a bidder to withdraw a proposal if the bidder makes the request in writing or in person before the time for opening proposals.

Local Public Agency	County	Section Number	Route(s) (Street/Road Name)
County of DuPage	DuPage	22-HWYLS-01-LS	Various Highway Landscaping

PROPOSAL

1. Proposal of _____

Contractor's Name

Contractor's Address
2. The plans for the proposed work are those prepared by DuPage Country Division of Transportation
and approved by the Department of Transportation on _____.
3. The specifications referred to herein are those prepared by the Department of Transportation and designated as "Standard Specifications for Road and Bridge Construction" and the " Supplemental Specifications and Recurring Special Provisions" thereto, adopted and in effect on the date of invitation for bids.
4. The undersigned agrees to accept, as part of the contract, the applicable Special Provisions indicated on the "Check Sheet for Recurring Special Provisions" contained in this proposal.

11/30/2022 Year 1
11/30/2023 Year 2
5. The undersigned agrees to complete the work within _____ working days or by 5/31/2024 Completion unless additional time is granted in accordance with the specifications.
6. The successful bidder at the time of execution of the contract will be required to deposit a contract bond for the full amount of the award. When a contract bond is not required, the proposal guaranty check will be held in lieu thereof. If this proposal is accepted and the undersigned fails to execute a contract and contract bond as required, it is hereby agreed that the Bid Bond of check shall be forfeited to the Awarding Authority.
7. Each pay item should have a unit price and a total price. If no total price is shown or if there is a discrepancy between the products of the unit price multiplied by the quantity, the unit price shall govern. If a unit price is omitted, the total price will be divided by the quantity in order to establish a unit price. A bid may be declared unacceptable if neither a unit price nor a total price is shown.
8. The undersigned submits herewith the schedule of prices on BLR 12201 covering the work to be performed under this contract.
9. The undersigned further agrees that if awarded the contract for the sections contained in the combinations on BLR 12201, the work shall be in accordance with the requirements of each individual proposal for the multiple bid specified in the Schedule for Multiple Bids below.
10. A proposal guaranty in the proper amount, as specified in BLRS Special Provision for Bidding Requirements and Conditions for Contract Proposals, will be required. Bid Bonds will be allowed as a proposal guaranty. Accompanying this proposal is either a bid bond, if allowed, on Department form BLR 12230 or a proposal guaranty check, complying with the specifications, made payable to: County Treasurer of DuPage.
The amount of the check is _____ (_____).

Attach Cashier's Check or Certified Check Here

In the event that one proposal guaranty check is intended to cover two or more bid proposals, the amount must be equal to the sum of the proposal guaranties which would be required for each individual bid proposal. If the proposal guaranty check is placed in another bid proposal, state below where it may be found.

The proposal guaranty check will be found in the bid proposal for: Section Number 22-HWYLS-01-LS.

Local Public Agency	County	Section Number	Route(s) (Street/Road Name)
County of DuPage	DuPage	22-HWYLS-01-LS	Various Highway Landscaping

CONTRACTOR CERTIFICATIONS

The certifications hereinafter made by the bidder are each a material representation of fact upon which reliance is placed should the Department enter into the contract with the bidder.

1. **Debt Delinquency.** The bidder or contractor or subcontractor, respectively, certifies that it is not delinquent in the payment of any tax administered by the Department of Revenue unless the individual or other entity is contesting, in accordance with the procedure established by the appropriate Revenue Act, its liability for the tax or the amount of the tax. Making a false statement voids the contract and allows the Department to recover all amounts paid to the individual or entity under the contract in a civil action.
2. **Bid-Rigging or Bid Rotating.** The bidder or contractor or subcontractor, respectively, certifies that it is not barred from contracting with the Department by reason of a violation of either 720 ILCS 5/33E-3 or 720 ILCS 5/33E-4.

A violation of section 33E-3 would be represented by a conviction of the crime of bid-rigging which, in addition to Class 3 felony sentencing, provides that any person convicted of this offense, or any similar offense of any state or the United States which contains the same elements as this offense shall be barred for 5 years from the date of conviction from contracting with any unit of State or local government. No corporation shall be barred from contracting with any unit of State or local government as a result of a conviction under this Section of any employee or agent of such corporation if the employee so convicted is no longer employed by the corporation: (1) it has been finally adjudicated not guilty or (2) if it demonstrates to the governmental entity with which it seeks to contract that entity finds that the commission of the offense was neither authorized, requested, commanded, nor performed by a director, officer or a high managerial agent on behalf of the corporation.

A violation of Section 33E-4 would be represented by a conviction of the crime of bid-rotating which, in addition to Class 2 felony sentencing, provides that any person convicted of this offense or any similar offense of any state or the United States which contains the same elements as this offense shall be permanently barred from contracting with any unit of State of Local government. No corporation shall be barred from contracting with any unit of State or Local government as a result of a conviction under this Section of any employee or agent of such corporation if the employee so convicted is no longer employed by the corporation and: (1) it has been finally adjudicated not guilty or (2) if it demonstrates to the governmental entity with which it seeks to contract and that entity finds that the commission of the offense was neither authorized, requested, commanded, nor performed by a director, officer or a high managerial agent on behalf of the corporation.

3. **Bribery.** The bidder or contractor or subcontractor, respectively, certifies that, it has not been convicted of bribery or attempting to bribe an officer or employee of the State of Illinois or any unit of local government, nor has the firm made an admission of guilt of such conduct which is a matter of record, nor has an official, agent, or employee of the firm committed bribery or attempted bribery on behalf of the firm and pursuant to the direction or authorization of a responsible official of the firm.
4. **Interim Suspension or Suspension.** The bidder or contractor or subcontractor, respectively, certifies that it is not currently under a suspension as defined in Subpart I of Title 44 Subtitle A Chapter III Part 6 of the Illinois Administrative code. Furthermore, if suspended prior to completion of this work, the contract or contracts executed for the completion of this work may be canceled.

Local Public Agency	County	Section Number	Route(s) (Street/Road Name)
County of DuPage	DuPage	22-HWYLS-01-LS	Various Highway Landscaping

SIGNATURES

(If an individual)

Signature of Bidder		Date
Business Address		
City	State	Zip Code

(If a partnership)

Firm Name		
Signature		Date
Title		
Business Address		
City	State	Zip Code

Insert the Names and Addresses of all Partners

--

(If a corporation)

Corporate Name		
Signature		Date
Title		
Business Address		
City	State	Zip Code

Insert Names of Officers

President

Attest:

Secretary

Secretary

Treasurer

RETURN WITH BID



SCHEDULE OF PRICES

Contractor's Name:

Local Public Agency: **County of DuPage**

County: **DuPage**

Section: **22-HWYLS-01-LS**

Route: **2022-23 Var. Hwy. Lndscpg.**

Schedule for Multiple Bids

Combination Letter	Sections included in Combinations	Total

Schedule for Single Bid

(For complete information covering these items, see plans and specifications)

Item No.	Items	Unit	Quantity	Unit Price	Total
A-1	SHADE TREE, TYPE 1	EACH	150		
A-2	SHADE TREE, TYPE 2	EACH	50		
B-1	ORNAMENTAL TREE, TYPE 1	EACH	100		
B-2	ORNAMENTAL TREE, TYPE 2	EACH	40		
C-1	EVERGREEN TREE	EACH	30		
D-1	SHRUB, TYPE 1	EACH	200		
D-2	SHRUB, TYPE 2	EACH	200		
D-3	SHRUB, TYPE 3	EACH	150		
E-1	VINE	EACH	50		
F-1	PERENNIAL PLANT	EACH	400		
G-1	GROUND COVER	EACH	50		
H-1	TOPSOIL, FURNISH AND PLACE	CU YD	25		
I-1	SOD	SQ YD	100		
J-1	SEEDING, CLASS 2A	SQ YD	2000		
J-2	SEEDING, CLASS 4A (MODIFIED)	SQ YD	200		

RETURN WITH BID

Item No.	Items	Unit	Quantity	Unit Price	Total
J-3	SEEDING, CLASS 5A (MODIFIED)	SQ YD	100		
K-1	EROSION CONTROL BLANKET	SQ YD	2300		
Bidder's proposal for making entire improvements					

1. Each pay item should have a unit price and a total price.
2. If no total price is shown or if there is a discrepancy between the product of the unit price multiplied by the quantity, the unit price shall govern.
3. If a unit price is omitted, the total price will be divided by the quantity in order to establish a unit price.
4. A bid may be declared unacceptable if neither a unit price or total price is shown.



Local Public Agency

County

Section Number

--	--	--

WE, _____ as PRINCIPAL, and

_____ as SURETY, are held jointly, severally and firmly bound unto the above Local Public Agency (hereafter referred to as "LPA") in the penal sum of 5% of the total bid price, or for the amount specified in the proposal documents in effect on the date of invitation for bids, whichever is the lesser sum. We bind ourselves, our heirs, executors, administrators, successors, and assigns, jointly pay to the LPA this sum under the conditions of this instrument.

WHEREAS THE CONDITION OF THE FOREGOING OBLIGATION IS SUCH that, the said PRINCIPAL is submitting a written proposal to the LPA acting through its awarding authority for the construction of the work designated as the above section.

THEREFORE if the proposal is accepted and a contract awarded to the PRINCIPAL by the LPA for the above designated section and the PRINCIPAL shall within fifteen (15) days after award enter into a formal contract, furnish surety guaranteeing the faithful performance of the work, and furnish evidence of the required insurance coverage, all as provided in the "Standard Specifications for Road and Bridge Construction" and applicable Supplemental Specifications, then this obligation shall become void; otherwise it shall remain in full force and effect.

IN THE EVENT the LPA determines the PRINCIPAL has failed to enter into a formal contract in compliance with any requirements set forth in the preceding paragraph, then the LPA acting through its awarding authority shall immediately be entitled to recover the full penal sum set out above, together with all court costs, all attorney fees, and any other expense of recovery.

IN TESTIMONY WHEREOF, the said PRINCIPAL and the said SURETY have caused this instrument to be signed by their respective officers this _____ of _____ Day _____ Month and Year

Principal

Company Name

Signature

Date

By:

Title

Company Name

Signature

Date

By:

Title

(If Principal is a joint venture of two or more contractors, the company names, and authorized signatures of each contractor must be affixed.)

Surety

Name of Surety

Signature of Attorney-in-Fact

Date

By:

STATE OF IL

COUNTY OF

I _____, a Notary Public in and for said county do hereby certify that

(Insert names of individuals signing on behalf of PRINCIPAL & SURETY)

who are each personally known to me to be the same persons whose names are subscribed to the foregoing instrument on behalf of PRINCIPAL and SURETY, appeared before me this day in person and acknowledged respectively, that they signed and delivered said instruments as their free and voluntary act for the uses and purposes therein set forth.

Given under my hand and notarial seal this _____ day of _____ Month and Year .

(SEAL)

Notary Public Signature

Date commission expires _____

Local Public Agency

County

Section Number

--

--

--

ELECTRONIC BID BOND

☐ **Electronic bid bond is allowed (box must be checked by LPA if electronic bid bond is allowed)**

The Principal may submit an electronic bid bond, in lieu of completing the above section of the Proposal Bid Bond Form. By providing an electronic bid bond ID code and signing below, the Principal is ensuring the identified electronic bid bond has been executed and the Principal and Surety are firmly bound unto the LPA under the conditions of the bid bond as shown above. (If PRINCIPAL is a joint venture of two or more contractors, an electronic bid bond ID code, company/Bidder name title and date must be affixed for each contractor in the venture.)

Electronic Bid Bond ID Code

--	--	--	--	--	--	--	--	--	--	--	--	--

Company/Bidder Name

--

Signature

--

Date

--

Title

--



Apprenticeship and Training Program Certification

RETURN WITH BID

Local Public Agency

County

Street Name/Road Name

Section Number

All contractors are required to complete the following certification

- ☐ For this contract proposal or for all bidding groups in this deliver and install proposal.
- ☐ For the following deliver and install bidding groups in this material proposal.

The County of DuPage policy, adopted in accordance with DuPage County, Illinois County Code, requires this contract to be awarded to the lowest responsive and responsible bidder. The award decision is subject to approval by the Department. In addition to all other responsibility factors, this contract or deliver and install proposal requires all bidders and all bidder's subcontractors to disclose participation in apprenticeship or training programs that are (1) approved by and registered with the United States Department of Labor's Bureau of Apprenticeship and Training, and (2) applicable to the work of the above indicated proposals or groups. Therefore, all bidders are required to complete the following certification:

1. Except as provided in paragraph 4 below, the undersigned bidder certifies that it is a participant, either as an individual or as part of a group program, in an approved apprenticeship or training program applicable to each type of work or craft that the bidder will perform with its own employees.
2. The undersigned bidder further certifies, for work to be performed by subcontract, that each of its subcontractors either (A) is, at the time of such bid, participating in an approved, applicable apprenticeship or training program; or (B) will, prior to commencement of performance of work pursuant to this contract, establish participation in an approved apprenticeship or training program applicable to the work of the subcontract.
3. The undersigned bidder, by inclusion in the list in the space below, certifies the official name of each program sponsor holding the Certificate of Registration for all of the types of work or crafts in which the bidder is a participant and that will be performed with the bidder's employees. Types of work or craft that will be subcontracted shall be included and listed as subcontract work.

4. Except for any work identified above, if any bidder or subcontractor shall perform all or part of the work of the contract or deliver and install proposal solely by individual owners, partners or members and not by employees to whom the payment of prevailing rates of wages would be required, check the following box, and identify the owner/operator workforces and positions of ownership. ☐

The requirements of this certification and disclosure are a material part of the contract, and the contractor shall require this certification provision to be included in all approved subcontracts. The bidder is responsible for making a complete report and shall make certain that each type of work or craft job category that will be utilized on the project is accounted for and listed. The Department at any time before or afterward may require the production of a copy of each applicable Certificate of Registration issued by the United States Department of Labor evidencing such participation by the contractor and any or all of its subcontractors. In order to fulfill the participation requirement, it shall not be necessary that any applicable program sponsor be currently taking or that it will take applications for apprenticeship, training or employment during the performance of the work of this contract or deliver and install proposal.

Bidder

Signature

Date

Title

Address

City

State

Zip Code



Local Public Agency	County	Street Name/Road Name	Section Number

I, _____ of _____, _____,
Name of Affiant City of Affiant State of Affiant
being first duly sworn upon oath, state as follows:

1. That I am the _____ of _____.
Officer or Position Bidder
2. That I have personal knowledge of the facts herein stated.
3. That, if selected under the proposal described above, _____, will maintain a business office in the
Bidder
State of Illinois, which will be located in _____ County, Illinois.
County
4. That this business office will serve as the primary place of employment for any persons employed in the construction contemplated by this proposal.
5. That this Affidavit is given as a requirement of state law as provided in Section 30-22(8) of the Illinois Procurement Code.

Signature	Date

Print Name of Affiant

Notary Public

State of IL

County _____

Signed (or subscribed or attested) before me on _____ by
(date)

_____, authorized agent(s) of
(name/s of person/s)

Bidder

(SEAL)

Signature of Notary Public

My commission expires _____



Affidavit of Availability

For the Letting of



Bureau of Construction
2300 South Dirksen Parkway/Room 322
Springfield, IL 62764

Instructions: Complete this form by either typing or using black ink. "Authorization to Bid" will not be issued unless both sides of this form are completed in detail. Use additional forms as needed to list all work.

Part I. Work Under Contract

List below all work you have under contract as either a prime contractor or a subcontractor. It is required to include all pending low bids not yet awarded or rejected. In a joint venture, list only that portion of the work which is the responsibility of your company. The uncompleted dollar value is to be based upon the most recent engineer's or owners estimate, and must include work subcontracted to others. If no work is contracted, show NONE.

	1	2	3	4	Awards Pending	Accumulated Totals
Contract Number						
Contract With						
Estimated Completion Date						
Total Contract Price						
Uncompleted Dollar Value if Firm is the Prime Contractor						
Uncompleted Dollar Value if Firm is the Subcontractor						
Total Value of All Work						

Part II. Awards Pending and Uncompleted Work to be done with your own forces.

List below the uncompleted dollar value of work for each contract and awards pending to be completed with your own forces. All work subcontracted to others will be listed on the reverse of this form. In a joint venture, list only that portion of the work to be done by your company. If no work is contracted, show NONE.

Earthwork						
Portland Cement Concrete Paving						
HMA Plant Mix						
HMA Paving						
Clean & Seal Cracks/Joints						
Aggregate Bases, Surfaces						
Highway, R.R., Waterway Struc.						
Drainage						
Electrical						
Cover and Seal Coats						
Concrete Construction						
Landscaping						
Fencing						
Guardrail						
Painting						
Signing						
Cold Milling, Planning, Rotomilling						
Demolition						
Pavement Markings (Paint)						
Other Construction (List)						
Totals						

Disclosure of this information is REQUIRED to accomplish the statutory purpose as outlined in the "Illinois Procurement Code." Failure to comply will result in non-issuance of an "Authorization To Bid." This form has been approved by the State Forms Management Center.

Part III. Work Subcontracted to Others.

For each contract described in Part I, list all the work you have subcontracted to others.

	1	2	3	4	Awards Pending
Subcontractor					
Type of Work					
Subcontract Price					
Amount Uncompleted					
Subcontractor					
Type of Work					
Subcontract Price					
Amount Uncompleted					
Subcontractor					
Type of Work					
Subcontract Price					
Amount Uncompleted					
Subcontractor					
Type of Work					
Subcontract Price					
Amount Uncompleted					
Subcontractor					
Type of Work					
Subcontract Price					
Amount Uncompleted					

Total Uncompleted					
-------------------	--	--	--	--	--

Notary

I, being duly sworn, do hereby declare this affidavit is a true and correct statement relating to ALL uncompleted contracts of the undersigned for Federal, State, County, City and private work, including ALL subcontract work, ALL pending low bids not yet awarded or rejected and ALL estimated completion dates.

Officer or Director

Title

Signature

Date

Company

Address

City

State

Zip Code

Subscribed and sworn to before me

this _____ day of _____, _____

(Signature of Notary Public)

My commission expires _____

(Notary Seal)

☐ Add pages for additional contracts



Required Vendor Ethics Disclosure Statement

Failure to complete and return this form may result in delay or cancellation of the County's Contractual Obligation.

Date: _____

Bid/Contract/PO #: 22-HWYLS-01-LS

Company Name:	Company Contact:
Contact Phone:	Contact Email:

The DuPage County Procurement Ordinance requires the following written disclosures prior to award:

1. Every contractor, union, or vendor that is seeking or has previously obtained a contract, change orders to one (1) or more contracts, or two (2) or more individual contracts with the county resulting in an aggregate amount at or in excess of \$25,000, shall provide to Procurement Services Division a written disclosure of all political campaign contributions made by such contractor, union, or vendor within the current and previous calendar year to any incumbent county board member, county board chairman, or countywide elected official whose office the contract to be awarded will benefit. The contractor, union or vendor shall update such disclosure annually during the term of a multi-year contract and prior to any change order or renewal requiring approval by the county board. For purposes of this disclosure requirement, "contractor or vendor" includes owners, officers, managers, lobbyists, agents, consultants, bond counsel and underwriters counsel, subcontractors and corporate entities under the control of the contracting person, and political action committees to which the contracting person has made contributions.

☐ **NONE (check here) - If no contributions have been made**

Recipient	Donor	Description (e.g. cash, type of item, in-kind services, etc.)	Amount/Value	Date Made

2. All contractors and vendors who have obtained or are seeking contracts with the county shall disclose the names and contact information of their lobbyists, agents and representatives and all individuals who are or will be having contact with county officers or employees in relation to the contractor bid and shall update such disclosure with any changes that may occur.

☐ **NONE (check here) - If no contacts have been made**

Lobbyists, Agents and Representatives and all individuals who are or will be having contact with county officers or employees in relation to the contract or bid	Telephone	Email

A contractor or vendor that knowingly violates these disclosure requirements is subject to penalties which may include, but are not limited to, the immediate cancellation of the contract and possible disbarment from future county contracts.

Continuing disclosure is required, and I agree to update this disclosure form as follows:

- If information changes, within five (5) days of change, or prior to county action, whichever is sooner
- 30 days prior to the optional renewal of any contract
- Annual disclosure for multi-year contracts on the anniversary of said contract
- With any request for change order except those issued by the county for administrative adjustments

The full text for the county's ethics and procurement policies and ordinances are available at:

<http://www.dupageco.org/CountyBoard/Policies/>

I hereby acknowledge that I have received, have read, and understand these requirements.

Authorized Signature

Printed Name

Title

Date

Attach additional sheets if necessary. Sign each sheet and number each page. Page _____ of _____ (total number of pages)

REFERENCES

All bidders must provide three (3) projects of a similar nature as being performed in the immediate past five (5) years with the name, address and telephone number of the contact person having knowledge of the project or three (3) references (name, address, and telephone number) with knowledge of the integrity and business practices of the contractor.

PROJECT	
FIRM	
ADDRESS	
CONTACT	
TELEPHONE	

PROJECT	
FIRM	
ADDRESS	
CONTACT	
TELEPHONE	

PROJECT	
FIRM	
ADDRESS	
CONTACT	
TELEPHONE	

Request for Taxpayer Identification Number and Certification

**Give Form to the
requester. Do not
send to the IRS.**

► Go to www.irs.gov/FormW9 for instructions and the latest information.

Print or type. See Specific Instructions on page 3.	1 Name (as shown on your income tax return). Name is required on this line; do not leave this line blank.	
	2 Business name/disregarded entity name, if different from above	
	3 Check appropriate box for federal tax classification of the person whose name is entered on line 1. Check only one of the following seven boxes.	4 Exemptions (codes apply only to certain entities, not individuals; see instructions on page 3):
	<input type="checkbox"/> Individual/sole proprietor or single-member LLC <input type="checkbox"/> Limited liability company. Enter the tax classification (C=C corporation, S=S corporation, P=Partnership) ► _____ Note: Check the appropriate box in the line above for the tax classification of the single-member owner. Do not check LLC if the LLC is classified as a single-member LLC that is disregarded from the owner unless the owner of the LLC is another LLC that is not disregarded from the owner for U.S. federal tax purposes. Otherwise, a single-member LLC that is disregarded from the owner should check the appropriate box for the tax classification of its owner. <input type="checkbox"/> Other (see instructions) ► _____	Exempt payee code (if any) _____ Exemption from FATCA reporting code (if any) _____ <i>(Applies to accounts maintained outside the U.S.)</i>
	5 Address (number, street, and apt. or suite no.) See instructions.	Requester's name and address (optional)
6 City, state, and ZIP code		
7 List account number(s) here (optional)		

Part I Taxpayer Identification Number (TIN)

Enter your TIN in the appropriate box. The TIN provided must match the name given on line 1 to avoid backup withholding. For individuals, this is generally your social security number (SSN). However, for a resident alien, sole proprietor, or disregarded entity, see the instructions for Part I, later. For other entities, it is your employer identification number (EIN). If you do not have a number, see *How to get a TIN*, later.

Note: If the account is in more than one name, see the instructions for line 1. Also see *What Name and Number To Give the Requester* for guidelines on whose number to enter.

Social security number											
				-				-			
or											
Employer identification number											

Part II Certification

Under penalties of perjury, I certify that:

- The number shown on this form is my correct taxpayer identification number (or I am waiting for a number to be issued to me); and
- I am not subject to backup withholding because: (a) I am exempt from backup withholding, or (b) I have not been notified by the Internal Revenue Service (IRS) that I am subject to backup withholding as a result of a failure to report all interest or dividends, or (c) the IRS has notified me that I am no longer subject to backup withholding; and
- I am a U.S. citizen or other U.S. person (defined below); and
- The FATCA code(s) entered on this form (if any) indicating that I am exempt from FATCA reporting is correct.

Certification instructions. You must cross out item 2 above if you have been notified by the IRS that you are currently subject to backup withholding because you have failed to report all interest and dividends on your tax return. For real estate transactions, item 2 does not apply. For mortgage interest paid, acquisition or abandonment of secured property, cancellation of debt, contributions to an individual retirement arrangement (IRA), and generally, payments other than interest and dividends, you are not required to sign the certification, but you must provide your correct TIN. See the instructions for Part II, later.

Sign Here	Signature of U.S. person ►	Date ►

General Instructions

Section references are to the Internal Revenue Code unless otherwise noted.

Future developments. For the latest information about developments related to Form W-9 and its instructions, such as legislation enacted after they were published, go to www.irs.gov/FormW9.

Purpose of Form

An individual or entity (Form W-9 requester) who is required to file an information return with the IRS must obtain your correct taxpayer identification number (TIN) which may be your social security number (SSN), individual taxpayer identification number (ITIN), adoption taxpayer identification number (ATIN), or employer identification number (EIN), to report on an information return the amount paid to you, or other amount reportable on an information return. Examples of information returns include, but are not limited to, the following.

- Form 1099-INT (interest earned or paid)

- Form 1099-DIV (dividends, including those from stocks or mutual funds)
- Form 1099-MISC (various types of income, prizes, awards, or gross proceeds)
- Form 1099-B (stock or mutual fund sales and certain other transactions by brokers)
- Form 1099-S (proceeds from real estate transactions)
- Form 1099-K (merchant card and third party network transactions)
- Form 1098 (home mortgage interest), 1098-E (student loan interest), 1098-T (tuition)
- Form 1099-C (canceled debt)
- Form 1099-A (acquisition or abandonment of secured property)

Use Form W-9 only if you are a U.S. person (including a resident alien), to provide your correct TIN.

If you do not return Form W-9 to the requester with a TIN, you might be subject to backup withholding. See What is backup withholding, later.

By signing the filled-out form, you:

1. Certify that the TIN you are giving is correct (or you are waiting for a number to be issued),
2. Certify that you are not subject to backup withholding, or
3. Claim exemption from backup withholding if you are a U.S. exempt payee. If applicable, you are also certifying that as a U.S. person, your allocable share of any partnership income from a U.S. trade or business is not subject to the withholding tax on foreign partners' share of effectively connected income, and
4. Certify that FATCA code(s) entered on this form (if any) indicating that you are exempt from the FATCA reporting, is correct. See *What is FATCA reporting*, later, for further information.

Note: If you are a U.S. person and a requester gives you a form other than Form W-9 to request your TIN, you must use the requester's form if it is substantially similar to this Form W-9.

Definition of a U.S. person. For federal tax purposes, you are considered a U.S. person if you are:

- An individual who is a U.S. citizen or U.S. resident alien;
- A partnership, corporation, company, or association created or organized in the United States or under the laws of the United States;
- An estate (other than a foreign estate); or
- A domestic trust (as defined in Regulations section 301.7701-7).

Special rules for partnerships. Partnerships that conduct a trade or business in the United States are generally required to pay a withholding tax under section 1446 on any foreign partners' share of effectively connected taxable income from such business. Further, in certain cases where a Form W-9 has not been received, the rules under section 1446 require a partnership to presume that a partner is a foreign person, and pay the section 1446 withholding tax. Therefore, if you are a U.S. person that is a partner in a partnership conducting a trade or business in the United States, provide Form W-9 to the partnership to establish your U.S. status and avoid section 1446 withholding on your share of partnership income.

In the cases below, the following person must give Form W-9 to the partnership for purposes of establishing its U.S. status and avoiding withholding on its allocable share of net income from the partnership conducting a trade or business in the United States.

- In the case of a disregarded entity with a U.S. owner, the U.S. owner of the disregarded entity and not the entity;
- In the case of a grantor trust with a U.S. grantor or other U.S. owner, generally, the U.S. grantor or other U.S. owner of the grantor trust and not the trust; and
- In the case of a U.S. trust (other than a grantor trust), the U.S. trust (other than a grantor trust) and not the beneficiaries of the trust.

Foreign person. If you are a foreign person or the U.S. branch of a foreign bank that has elected to be treated as a U.S. person, do not use Form W-9. Instead, use the appropriate Form W-8 or Form 8233 (see Pub. 515, *Withholding of Tax on Nonresident Aliens and Foreign Entities*).

Nonresident alien who becomes a resident alien. Generally, only a nonresident alien individual may use the terms of a tax treaty to reduce or eliminate U.S. tax on certain types of income. However, most tax treaties contain a provision known as a "saving clause." Exceptions specified in the saving clause may permit an exemption from tax to continue for certain types of income even after the payee has otherwise become a U.S. resident alien for tax purposes.

If you are a U.S. resident alien who is relying on an exception contained in the saving clause of a tax treaty to claim an exemption from U.S. tax on certain types of income, you must attach a statement to Form W-9 that specifies the following five items.

1. The treaty country. Generally, this must be the same treaty under which you claimed exemption from tax as a nonresident alien.
2. The treaty article addressing the income.
3. The article number (or location) in the tax treaty that contains the saving clause and its exceptions.
4. The type and amount of income that qualifies for the exemption from tax.
5. Sufficient facts to justify the exemption from tax under the terms of the treaty article.

Example. Article 20 of the U.S.-China income tax treaty allows an exemption from tax for scholarship income received by a Chinese student temporarily present in the United States. Under U.S. law, this student will become a resident alien for tax purposes if his or her stay in the United States exceeds 5 calendar years. However, paragraph 2 of the first Protocol to the U.S.-China treaty (dated April 30, 1984) allows the provisions of Article 20 to continue to apply even after the Chinese student becomes a resident alien of the United States. A Chinese student who qualifies for this exception (under paragraph 2 of the first protocol) and is relying on this exception to claim an exemption from tax on his or her scholarship or fellowship income would attach to Form W-9 a statement that includes the information described above to support that exemption.

If you are a nonresident alien or a foreign entity, give the requester the appropriate completed Form W-8 or Form 8233.

Backup Withholding

What is backup withholding? Persons making certain payments to you must under certain conditions withhold and pay to the IRS 24% of such payments. This is called "backup withholding." Payments that may be subject to backup withholding include interest, tax-exempt interest, dividends, broker and barter exchange transactions, rents, royalties, nonemployee pay, payments made in settlement of payment card and third party network transactions, and certain payments from fishing boat operators. Real estate transactions are not subject to backup withholding.

You will not be subject to backup withholding on payments you receive if you give the requester your correct TIN, make the proper certifications, and report all your taxable interest and dividends on your tax return.

Payments you receive will be subject to backup withholding if:

1. You do not furnish your TIN to the requester,
2. You do not certify your TIN when required (see the instructions for Part II for details),
3. The IRS tells the requester that you furnished an incorrect TIN,
4. The IRS tells you that you are subject to backup withholding because you did not report all your interest and dividends on your tax return (for reportable interest and dividends only), or
5. You do not certify to the requester that you are not subject to backup withholding under 4 above (for reportable interest and dividend accounts opened after 1983 only).

Certain payees and payments are exempt from backup withholding. See *Exempt payee code*, later, and the separate Instructions for the Requester of Form W-9 for more information.

Also see *Special rules for partnerships*, earlier.

What is FATCA Reporting?

The Foreign Account Tax Compliance Act (FATCA) requires a participating foreign financial institution to report all United States account holders that are specified United States persons. Certain payees are exempt from FATCA reporting. See *Exemption from FATCA reporting code*, later, and the Instructions for the Requester of Form W-9 for more information.

Updating Your Information

You must provide updated information to any person to whom you claimed to be an exempt payee if you are no longer an exempt payee and anticipate receiving reportable payments in the future from this person. For example, you may need to provide updated information if you are a C corporation that elects to be an S corporation, or if you no longer are tax exempt. In addition, you must furnish a new Form W-9 if the name or TIN changes for the account; for example, if the grantor of a grantor trust dies.

Penalties

Failure to furnish TIN. If you fail to furnish your correct TIN to a requester, you are subject to a penalty of \$50 for each such failure unless your failure is due to reasonable cause and not to willful neglect.

Civil penalty for false information with respect to withholding. If you make a false statement with no reasonable basis that results in no backup withholding, you are subject to a \$500 penalty.

Criminal penalty for falsifying information. Willfully falsifying certifications or affirmations may subject you to criminal penalties including fines and/or imprisonment.

Misuse of TINs. If the requester discloses or uses TINs in violation of federal law, the requester may be subject to civil and criminal penalties.

Specific Instructions

Line 1

You must enter one of the following on this line; **do not** leave this line blank. The name should match the name on your tax return.

If this Form W-9 is for a joint account (other than an account maintained by a foreign financial institution (FFI)), list first, and then circle, the name of the person or entity whose number you entered in Part I of Form W-9. If you are providing Form W-9 to an FFI to document a joint account, each holder of the account that is a U.S. person must provide a Form W-9.

a. **Individual.** Generally, enter the name shown on your tax return. If you have changed your last name without informing the Social Security Administration (SSA) of the name change, enter your first name, the last name as shown on your social security card, and your new last name.

Note: ITIN applicant: Enter your individual name as it was entered on your Form W-7 application, line 1a. This should also be the same as the name you entered on the Form 1040/1040A/1040EZ you filed with your application.

b. **Sole proprietor or single-member LLC.** Enter your individual name as shown on your 1040/1040A/1040EZ on line 1. You may enter your business, trade, or "doing business as" (DBA) name on line 2.

c. **Partnership, LLC that is not a single-member LLC, C corporation, or S corporation.** Enter the entity's name as shown on the entity's tax return on line 1 and any business, trade, or DBA name on line 2.

d. **Other entities.** Enter your name as shown on required U.S. federal tax documents on line 1. This name should match the name shown on the charter or other legal document creating the entity. You may enter any business, trade, or DBA name on line 2.

e. **Disregarded entity.** For U.S. federal tax purposes, an entity that is disregarded as an entity separate from its owner is treated as a "disregarded entity." See Regulations section 301.7701-2(c)(2)(iii). Enter the owner's name on line 1. The name of the entity entered on line 1 should never be a disregarded entity. The name on line 1 should be the name shown on the income tax return on which the income should be reported. For example, if a foreign LLC that is treated as a disregarded entity for U.S. federal tax purposes has a single owner that is a U.S. person, the U.S. owner's name is required to be provided on line 1. If the direct owner of the entity is also a disregarded entity, enter the first owner that is not disregarded for federal tax purposes. Enter the disregarded entity's name on line 2, "Business name/disregarded entity name." If the owner of the disregarded entity is a foreign person, the owner must complete an appropriate Form W-8 instead of a Form W-9. This is the case even if the foreign person has a U.S. TIN.

Line 2

If you have a business name, trade name, DBA name, or disregarded entity name, you may enter it on line 2.

Line 3

Check the appropriate box on line 3 for the U.S. federal tax classification of the person whose name is entered on line 1. Check only one box on line 3.

IF the entity/person on line 1 is a(n) . . .	THEN check the box for . . .
• Corporation	Corporation
• Individual • Sole proprietorship, or • Single-member limited liability company (LLC) owned by an individual and disregarded for U.S. federal tax purposes.	Individual/sole proprietor or single-member LLC
• LLC treated as a partnership for U.S. federal tax purposes, • LLC that has filed Form 8832 or 2553 to be taxed as a corporation, or • LLC that is disregarded as an entity separate from its owner but the owner is another LLC that is not disregarded for U.S. federal tax purposes.	Limited liability company and enter the appropriate tax classification. (P= Partnership; C= C corporation; or S= S corporation)
• Partnership	Partnership
• Trust/estate	Trust/estate

Line 4, Exemptions

If you are exempt from backup withholding and/or FATCA reporting, enter in the appropriate space on line 4 any code(s) that may apply to you.

Exempt payee code.

- Generally, individuals (including sole proprietors) are not exempt from backup withholding.
- Except as provided below, corporations are exempt from backup withholding for certain payments, including interest and dividends.
- Corporations are not exempt from backup withholding for payments made in settlement of payment card or third party network transactions.
- Corporations are not exempt from backup withholding with respect to attorneys' fees or gross proceeds paid to attorneys, and corporations that provide medical or health care services are not exempt with respect to payments reportable on Form 1099-MISC.

The following codes identify payees that are exempt from backup withholding. Enter the appropriate code in the space in line 4.

- 1—An organization exempt from tax under section 501(a), any IRA, or a custodial account under section 403(b)(7) if the account satisfies the requirements of section 401(f)(2)
- 2—The United States or any of its agencies or instrumentalities
- 3—A state, the District of Columbia, a U.S. commonwealth or possession, or any of their political subdivisions or instrumentalities
- 4—A foreign government or any of its political subdivisions, agencies, or instrumentalities
- 5—A corporation
- 6—A dealer in securities or commodities required to register in the United States, the District of Columbia, or a U.S. commonwealth or possession
- 7—A futures commission merchant registered with the Commodity Futures Trading Commission
- 8—A real estate investment trust
- 9—An entity registered at all times during the tax year under the Investment Company Act of 1940
- 10—A common trust fund operated by a bank under section 584(a)
- 11—A financial institution
- 12—A middleman known in the investment community as a nominee or custodian
- 13—A trust exempt from tax under section 664 or described in section 4947

The following chart shows types of payments that may be exempt from backup withholding. The chart applies to the exempt payees listed above, 1 through 13.

IF the payment is for . . .	THEN the payment is exempt for . . .
Interest and dividend payments	All exempt payees except for 7
Broker transactions	Exempt payees 1 through 4 and 6 through 11 and all C corporations. S corporations must not enter an exempt payee code because they are exempt only for sales of noncovered securities acquired prior to 2012.
Barter exchange transactions and patronage dividends	Exempt payees 1 through 4
Payments over \$600 required to be reported and direct sales over \$5,000 ¹	Generally, exempt payees 1 through 5 ²
Payments made in settlement of payment card or third party network transactions	Exempt payees 1 through 4

¹ See Form 1099-MISC, Miscellaneous Income, and its instructions.

² However, the following payments made to a corporation and reportable on Form 1099-MISC are not exempt from backup withholding: medical and health care payments, attorneys' fees, gross proceeds paid to an attorney reportable under section 6045(f), and payments for services paid by a federal executive agency.

Exemption from FATCA reporting code. The following codes identify payees that are exempt from reporting under FATCA. These codes apply to persons submitting this form for accounts maintained outside of the United States by certain foreign financial institutions. Therefore, if you are only submitting this form for an account you hold in the United States, you may leave this field blank. Consult with the person requesting this form if you are uncertain if the financial institution is subject to these requirements. A requester may indicate that a code is not required by providing you with a Form W-9 with "Not Applicable" (or any similar indication) written or printed on the line for a FATCA exemption code.

A—An organization exempt from tax under section 501(a) or any individual retirement plan as defined in section 7701(a)(37)

B—The United States or any of its agencies or instrumentalities

C—A state, the District of Columbia, a U.S. commonwealth or possession, or any of their political subdivisions or instrumentalities

D—A corporation the stock of which is regularly traded on one or more established securities markets, as described in Regulations section 1.1472-1(c)(1)(i)

E—A corporation that is a member of the same expanded affiliated group as a corporation described in Regulations section 1.1472-1(c)(1)(i)

F—A dealer in securities, commodities, or derivative financial instruments (including notional principal contracts, futures, forwards, and options) that is registered as such under the laws of the United States or any state

G—A real estate investment trust

H—A regulated investment company as defined in section 851 or an entity registered at all times during the tax year under the Investment Company Act of 1940

I—A common trust fund as defined in section 584(a)

J—A bank as defined in section 581

K—A broker

L—A trust exempt from tax under section 664 or described in section 4947(a)(1)

M—A tax exempt trust under a section 403(b) plan or section 457(g) plan

Note: You may wish to consult with the financial institution requesting this form to determine whether the FATCA code and/or exempt payee code should be completed.

Line 5

Enter your address (number, street, and apartment or suite number). This is where the requester of this Form W-9 will mail your information returns. If this address differs from the one the requester already has on file, write NEW at the top. If a new address is provided, there is still a chance the old address will be used until the payor changes your address in their records.

Line 6

Enter your city, state, and ZIP code.

Part I. Taxpayer Identification Number (TIN)

Enter your TIN in the appropriate box. If you are a resident alien and you do not have and are not eligible to get an SSN, your TIN is your IRS individual taxpayer identification number (ITIN). Enter it in the social security number box. If you do not have an ITIN, see *How to get a TIN* below.

If you are a sole proprietor and you have an EIN, you may enter either your SSN or EIN.

If you are a single-member LLC that is disregarded as an entity separate from its owner, enter the owner's SSN (or EIN, if the owner has one). Do not enter the disregarded entity's EIN. If the LLC is classified as a corporation or partnership, enter the entity's EIN.

Note: See *What Name and Number To Give the Requester*, later, for further clarification of name and TIN combinations.

How to get a TIN. If you do not have a TIN, apply for one immediately. To apply for an SSN, get Form SS-5, Application for a Social Security Card, from your local SSA office or get this form online at www.SSA.gov. You may also get this form by calling 1-800-772-1213. Use Form W-7, Application for IRS Individual Taxpayer Identification Number, to apply for an ITIN, or Form SS-4, Application for Employer Identification Number, to apply for an EIN. You can apply for an EIN online by accessing the IRS website at www.irs.gov/Businesses and clicking on Employer Identification Number (EIN) under Starting a Business. Go to www.irs.gov/Forms to view, download, or print Form W-7 and/or Form SS-4. Or, you can go to www.irs.gov/OrderForms to place an order and have Form W-7 and/or SS-4 mailed to you within 10 business days.

If you are asked to complete Form W-9 but do not have a TIN, apply for a TIN and write "Applied For" in the space for the TIN, sign and date the form, and give it to the requester. For interest and dividend payments, and certain payments made with respect to readily tradable instruments, generally you will have 60 days to get a TIN and give it to the requester before you are subject to backup withholding on payments. The 60-day rule does not apply to other types of payments. You will be subject to backup withholding on all such payments until you provide your TIN to the requester.

Note: Entering "Applied For" means that you have already applied for a TIN or that you intend to apply for one soon.

Caution: A disregarded U.S. entity that has a foreign owner must use the appropriate Form W-8.

Part II. Certification

To establish to the withholding agent that you are a U.S. person, or resident alien, sign Form W-9. You may be requested to sign by the withholding agent even if item 1, 4, or 5 below indicates otherwise.

For a joint account, only the person whose TIN is shown in Part I should sign (when required). In the case of a disregarded entity, the person identified on line 1 must sign. Exempt payees, see *Exempt payee code*, earlier.

Signature requirements. Complete the certification as indicated in items 1 through 5 below.

1. Interest, dividend, and barter exchange accounts opened before 1984 and broker accounts considered active during 1983.

You must give your correct TIN, but you do not have to sign the certification.

2. Interest, dividend, broker, and barter exchange accounts opened after 1983 and broker accounts considered inactive during 1983. You must sign the certification or backup withholding will apply. If you are subject to backup withholding and you are merely providing your correct TIN to the requester, you must cross out item 2 in the certification before signing the form.

3. Real estate transactions. You must sign the certification. You may cross out item 2 of the certification.

4. Other payments. You must give your correct TIN, but you do not have to sign the certification unless you have been notified that you have previously given an incorrect TIN. "Other payments" include payments made in the course of the requester's trade or business for rents, royalties, goods (other than bills for merchandise), medical and health care services (including payments to corporations), payments to a nonemployee for services, payments made in settlement of payment card and third party network transactions, payments to certain fishing boat crew members and fishermen, and gross proceeds paid to attorneys (including payments to corporations).

5. Mortgage interest paid by you, acquisition or abandonment of secured property, cancellation of debt, qualified tuition program payments (under section 529), ABLE accounts (under section 529A), IRA, Coverdell ESA, Archer MSA or HSA contributions or distributions, and pension distributions. You must give your correct TIN, but you do not have to sign the certification.

What Name and Number To Give the Requester

For this type of account:	Give name and SSN of:
1. Individual	The individual
2. Two or more individuals (joint account) other than an account maintained by an FFI	The actual owner of the account or, if combined funds, the first individual on the account ¹
3. Two or more U.S. persons (joint account maintained by an FFI)	Each holder of the account
4. Custodial account of a minor (Uniform Gift to Minors Act)	The minor ²
5. a. The usual revocable savings trust (grantor is also trustee)	The grantor-trustee ¹
b. So-called trust account that is not a legal or valid trust under state law	The actual owner ¹
6. Sole proprietorship or disregarded entity owned by an individual	The owner ³
7. Grantor trust filing under Optional Form 1099 Filing Method 1 (see Regulations section 1.671-4(b)(2)(i)(A))	The grantor [*]
For this type of account:	Give name and EIN of:
8. Disregarded entity not owned by an individual	The owner
9. A valid trust, estate, or pension trust	Legal entity ⁴
10. Corporation or LLC electing corporate status on Form 8832 or Form 2553	The corporation
11. Association, club, religious, charitable, educational, or other tax-exempt organization	The organization
12. Partnership or multi-member LLC	The partnership
13. A broker or registered nominee	The broker or nominee

For this type of account:	Give name and EIN of:
14. Account with the Department of Agriculture in the name of a public entity (such as a state or local government, school district, or prison) that receives agricultural program payments	The public entity
15. Grantor trust filing under the Form 1041 Filing Method or the Optional Form 1099 Filing Method 2 (see Regulations section 1.671-4(b)(2)(i)(B))	The trust

¹ List first and circle the name of the person whose number you furnish. If only one person on a joint account has an SSN, that person's number must be furnished.

² Circle the minor's name and furnish the minor's SSN.

³ You must show your individual name and you may also enter your business or DBA name on the "Business name/disregarded entity" name line. You may use either your SSN or EIN (if you have one), but the IRS encourages you to use your SSN.

⁴ List first and circle the name of the trust, estate, or pension trust. (Do not furnish the TIN of the personal representative or trustee unless the legal entity itself is not designated in the account title.) Also see *Special rules for partnerships*, earlier.

***Note:** The grantor also must provide a Form W-9 to trustee of trust.

Note: If no name is circled when more than one name is listed, the number will be considered to be that of the first name listed.

Secure Your Tax Records From Identity Theft

Identity theft occurs when someone uses your personal information such as your name, SSN, or other identifying information, without your permission, to commit fraud or other crimes. An identity thief may use your SSN to get a job or may file a tax return using your SSN to receive a refund.

To reduce your risk:

- Protect your SSN,
- Ensure your employer is protecting your SSN, and
- Be careful when choosing a tax preparer.

If your tax records are affected by identity theft and you receive a notice from the IRS, respond right away to the name and phone number printed on the IRS notice or letter.

If your tax records are not currently affected by identity theft but you think you are at risk due to a lost or stolen purse or wallet, questionable credit card activity or credit report, contact the IRS Identity Theft Hotline at 1-800-908-4490 or submit Form 14039.

For more information, see Pub. 5027, Identity Theft Information for Taxpayers.

Victims of identity theft who are experiencing economic harm or a systemic problem, or are seeking help in resolving tax problems that have not been resolved through normal channels, may be eligible for Taxpayer Advocate Service (TAS) assistance. You can reach TAS by calling the TAS toll-free case intake line at 1-877-777-4778 or TTY/TDD 1-800-829-4059.

Protect yourself from suspicious emails or phishing schemes.

Phishing is the creation and use of email and websites designed to mimic legitimate business emails and websites. The most common act is sending an email to a user falsely claiming to be an established legitimate enterprise in an attempt to scam the user into surrendering private information that will be used for identity theft.

The IRS does not initiate contacts with taxpayers via emails. Also, the IRS does not request personal detailed information through email or ask taxpayers for the PIN numbers, passwords, or similar secret access information for their credit card, bank, or other financial accounts.

If you receive an unsolicited email claiming to be from the IRS, forward this message to phishing@irs.gov. You may also report misuse of the IRS name, logo, or other IRS property to the Treasury Inspector General for Tax Administration (TIGTA) at 1-800-366-4484. You can forward suspicious emails to the Federal Trade Commission at spam@uce.gov or report them at www.ftc.gov/complaint. You can contact the FTC at www.ftc.gov/idtheft or 877-IDTHEFT (877-438-4338). If you have been the victim of identity theft, see www.IdentityTheft.gov and Pub. 5027.

Visit www.irs.gov/IdentityTheft to learn more about identity theft and how to reduce your risk.

Privacy Act Notice

Section 6109 of the Internal Revenue Code requires you to provide your correct TIN to persons (including federal agencies) who are required to file information returns with the IRS to report interest, dividends, or certain other income paid to you; mortgage interest you paid; the acquisition or abandonment of secured property; the cancellation of debt; or contributions you made to an IRA, Archer MSA, or HSA. The person collecting this form uses the information on the form to file information returns with the IRS, reporting the above information. Routine uses of this information include giving it to the Department of Justice for civil and criminal litigation and to cities, states, the District of Columbia, and U.S. commonwealths and possessions for use in administering their laws. The information also may be disclosed to other countries under a treaty, to federal and state agencies to enforce civil and criminal laws, or to federal law enforcement and intelligence agencies to combat terrorism. You must provide your TIN whether or not you are required to file a tax return. Under section 3406, payers must generally withhold a percentage of taxable interest, dividend, and certain other payments to a payee who does not give a TIN to the payer. Certain penalties may also apply for providing false or fraudulent information.

- **TABLE OF CONTENTS**
- **SPECIAL PROVISIONS**



TABLE OF CONTENTS

PROPOSAL DOCUMENTS

BLR 12200 & BLR 12200a	
Local Public Agency Formal Contract Proposal	
Notice to Bidders	
Proposal	
Schedule of Prices	
Contractor Certifications	
Signatures	
BLR 12230 Local Agency Proposal Bid Bond	
DuPage County Apprenticeship or Training Program Certification	
BLR 12326 Affidavit of Illinois Business Office	
BC 57 Affidavit of Availability	
DuPage County – Required Vendor Ethics Disclosure Statement	
References Form	
IRS Form W-9: Request for Taxpayer Identification Number and Certification	

PAGE

SPECIAL PROVISIONS	1
BIDDING REQUIREMENTS AND CONDITIONS FOR CONTRACT PROPOSALS.....	1
SECTION 107 LEGAL REGULATIONS AND RESPONSIBILITY TO PUBLIC	1
SECTION 108 PROSECUTION AND PROGRESS.....	3
SECTION 109 MEASUREMENT AND PAYMENT	3
SECTION 671 MOBILIZATION	3
DISPOSAL OF CONSTRUCTION DEBRIS	3
TRAFFIC CONTROL AND PROTECTION	3
WORK ORDERS	4
SHADE TREE, TYPE 1	5
SHADE TREE, TYPE 2	5
ORNAMENTAL TREE, TYPE 1	5
ORNAMENTAL TREE, TYPE 2	5
EVERGREEN TREE	5
SHRUB, TYPE 1	5
SHRUB, TYPE 2	5
SHRUB, TYPE 3	5
VINE	5
PERENNIAL PLANT	13
GROUND COVER	13
TOPSOIL, FURNISH AND PLACE	17
SOD	17
SEEDING, CLASS 2A.....	17
SEEDING, CLASS 4A (MODIFIED).....	17
SEEDING, CLASS 5A (MODIFIED).....	17
EROSION CONTROL BLANKET	19

Index For Supplemental Specifications And Recurring Special Provisions
Check Sheet For Recurring Special Provisions
Check Sheet For Recurring Local Roads And Streets Special Provisions

DuPage County Prevailing Wage rates effective noted date (for use with LRS Check Sheet #12)

Check Sheet For BDE Special Provisions
Construction Air Quality – Diesel Retrofit
Equipment Parking and Storage

Landscape Maps

Highway Standard Drawings

- 701001 Off-Road Operations, 2L, 2W, More Than 15 ft Away From EOP
- 701006 Off-Road Operations, 2L, 2W, 15' to 24" From Pavement Edge
- 701101 Off-Road Operations, Multilane, 15' to 24" From Pavement Edge
- 701106 Off-Road Operations, Multilane, More Than 15' Away
- 701301 Lane Closure, 2L, 2W, Short Time Operations
- 701421 Lane Closure, Multilane, Speeds Greater than 45mph-55mph
- 701501 Urban Lane Closure, 2L, 2W, Undivided
- 701502 Urban Lane Closure, 2L, 2W, with Bidirectional Left Turn Lane
- 701601 Urban Lane Closure, Multilane, 1W or 2W with Nontraversable Median
- 701602 Urban Lane Closure, Multilane, 2W with Bidirectional Left Turn Lane
- 701606 Urban Lane Closure, Multilane, 2W with Mountable Median
- 701701 Urban Lane Closure, Multilane Intersection
- 701801 Sidewalk, Corner or Crosswalk Closure
- 701901 Traffic Control Devices

STATE OF ILLINOIS

SPECIAL PROVISIONS

The following Special Provisions supplement the "Standard Specifications for Road and Bridge Construction", adopted January 1, 2022, the latest edition of the "Manual on Uniform Traffic Control Devices for Streets and Highways", the "Manual of Test Procedures for Materials" in effect on the date of invitation for bids and the "Supplemental Specifications and Recurring Special Provisions" indicated on the Check Sheet included herein which apply to and govern the proposed improvement designated as Section 22-HWYLS-01-LS, and in case of conflict with any part or parts of said Specifications, the said Special Provisions shall take precedence and shall govern.

BIDDING REQUIREMENTS AND CONDITIONS FOR CONTRACT PROPOSALS

(Illinois Department of Transportation Bureau of Local Roads and Streets Special Provision for BIDDING REQUIREMENTS AND CONDITIONS FOR CONTRACT PROPOSALS LRS Check Sheet #6)

Revise the first sentence of the section **Preparation of the Proposal** to read: "Bidders shall submit their proposals on the form furnished by the Awarding Authority or on a form approved by the Awarding Authority prior to submittal of the Proposal."

Add the following to the section **Preparation of the Proposal**: "Unit prices shall only be accepted rounded to the nearest one-hundredth (0.01) of a dollar."

Add the following to the section **Preparation of the Proposal**: "The low bidder shall complete and submit the IRS W-9 form included in this proposal within 48 hours of being notified as the low bidder. The form shall be emailed to Department at DOTBidInfo@dupageco.org. All bidders may either submit the W-9 form with their bid proposal or wait to be notified that they are the low bidder."

Add the following to the section **Public Opening of Proposals**: "Proposals will only be accepted by bidders who have been issued an authorization to bid by the DuPage County Division of Transportation. Proposals submitted without authorization to bid will be returned unopened."

Add the following to after the first sentence of the section **Consideration of Proposals**: "If the Proposal includes quantities and unit prices for multiple agencies, then the summation to be compared shall include all items and not just the items for a single agency."

SECTION 107 LEGAL REGULATIONS AND RESPONSIBILITY TO PUBLIC

Article 107.20 Protection and Restoration of Property. Add the following after the first paragraph of this Article:

"The Contractor shall maintain conveyance of all flows during construction of this project. When existing drainage facilities are disturbed, the Contractor shall provide and maintain temporary inlets, outlets, and connections for all private and public drains, sewers, culverts, and other drainage facilities. The Contractor shall provide facilities to take in all storm water which will be received by these drains and sewers, and discharge the same. The Contractor shall provide and maintain a pumping plant, if necessary, and a temporary outlet and be prepared at all time to dispose of water received from these temporary connections until such time that the permanent drainage facilities are in service."

Revise the last paragraph of this Article to read:

“The cost of all materials and equipment required and all labor necessary to comply with the above Provisions will not be paid for separately but shall be considered as included in the unit bid prices of the contract, and no additional compensation will be allowed.”

Article 107.26 Indemnification. In addition to the requirements of this Article, for any activity occurring on an easement or any other property not owned by the Department, the indemnification shall also be extended to the property owners and any tenants thereon.

Article 107.27 Insurance. In addition to the requirements of this Article, the policies of insurance for Commercial (Comprehensive) General Liability and Commercial (Comprehensive) Automobile Liability shall include an additional insured endorsement naming the County of DuPage, its officers and employees as additional insureds. The endorsements shall be on forms acceptable to the County of DuPage. This additional insured is to be on a primary and non-contributory basis and include a Waiver of Subrogation endorsement.

Employer’s Liability insurance shall be in an amount not less than one million (\$1,000,000.00) dollars each accident/injury and one million (\$1,000,000.00) dollars each employee/disease.

Limits of Umbrella Excess Liability (over primary) shall not be less than an amount that in combination with Commercial General Liability totals \$6,000,000 of liability insurance per occurrence. The Umbrella Excess Liability Policy shall include in the “Who is Insured” pages of the policy wording such as “Any other person or organization you have agreed in a written contract to provide additional insurance” or wording to that affect. The contractor shall provide a copy of said section of the excess/umbrella liability policy upon request by the County of DuPage.

The Contractor shall require all subcontractors to maintain the same insurance coverage required of the contractor. The County of DuPage retains the right to obtain evidence of subcontractor insurance coverage at any time.

Replace the second sentence of the second paragraph (third to last paragraph) of this article with the following: “It is the duty of the Contractor to immediately notify the County of DuPage if any insurance required under this contract has been cancelled, materially changed, or renewal has been refused, and the Contractor shall immediately suspend all work in progress and take the necessary steps to purchase, maintain and provide the required insurance coverage. If a suspension of work should occur due to insurance requirements, upon verification by the County of DuPage of the required insurance coverage, the County of DuPage shall notify the Contractor that the Contractor can proceed with the work that is a part of this contract. Failure to provide and maintain the required insurance coverage could result in the immediate cancellation of this contract, and the Contractor shall accept and bear all costs that may result from the cancellation of this contract due to Contractor's failure to provide and maintain the required insurance.”

Article 107.36 Dust Control. Add the following to the second paragraph of this article:

“The Contractor will be required to have available a water truck or similar equipment to control dust. If necessary, the Contractor shall be required to control dust during non-working hours.”

SECTION 108 PROSECUTION AND PROGRESS

Article 108.03 Prosecution of the Work. Revise the first sentence of this Article to read, "The Contractor shall not begin the work to be performed under the contract without written authorization from the DuPage County Division of Transportation to proceed with the work and shall commence work not later than 10 days after receiving the authorization to proceed."

SECTION 109 MEASUREMENT AND PAYMENT

Article 109.08 Acceptance and Final Payment. Add the following to this Article: "Prior to final payment, an affidavit from the Contractor will be required."

SECTION 671 MOBILIZATION

Article 671.02 Basis of Payment. Revise this article to read: "Basis of Payment. This work will not be paid for separately but shall be included in the various items of work."

DISPOSAL OF CONSTRUCTION DEBRIS

General. The Contractor shall comply with all IEPA requirements regarding the certification of debris including general construction debris, demolition debris, uncontaminated soil, waste, and clean construction demolition debris. The Contractor shall obtain certification from an Illinois licensed Professional Engineer that soil and other materials removed from the project are uncontaminated, if so directed by the Engineer.

Basis of Payment. The cost of reconnaissance, sample collection, sample analysis, and certification of debris and soil will not be paid for separately but shall be included in the various items of work. Fees for disposal of debris or uncontaminated soil will not be paid for separately but shall be included in the various items of work.

TRAFFIC CONTROL AND PROTECTION

Description. The traffic control and protection for this project shall be performed in accordance with this Special Provision, Section 701, the "Illinois Manual on Uniform Traffic Control Devices for Streets and Highways," any special details and Highway Standards contained in the plans, and LOCAL ROADS AND STREETS RECURRING SPECIAL PROVISIONS check sheet LRS3 Special Provision for Work Zone Traffic Control Surveillance.

Special attention is called to Article 107.09 and the following Highway Standards.

701001 Off-Road Operations, 2L, 2W, More Than 15 ft Away From EOP
701006 Off-Road Operations, 2L, 2W, 15' to 24" From Pavement Edge
701101 Off-Road Operations, Multilane, 15' to 24" From Pavement Edge
701106 Off-Road Operations, Multilane, More Than 15' Away
701301 Lane Closure, 2L, 2W, Short Time Operations
701421 Lane Closure, Multilane, Speeds Greater than 45mph-55mph
701501 Urban Lane Closure, 2L, 2W, Undivided
701502 Urban Lane Closure, 2L, 2W, with Bidirectional Left Turn Lane
701601 Urban Lane Closure, Multilane, 1W or 2W with Nontraversable Median
701602 Urban Lane Closure, Multilane, 2W with Bidirectional Left Turn Lane
701606 Urban Lane Closure, Multilane, 2W with Mountable Median
701701 Urban Lane Closure, Multilane Intersection

701801 Sidewalk, Corner or Crosswalk Closure
701901 Traffic Control Devices

The furnishing, placing, and removal of material, or any temporary concrete barrier and impact attenuators, not shown on the plans but required to meet the drop off requirements, shall be included in the contract unit price for Traffic Control and Protection.

Provide necessary traffic control including but not limited to temporary lane closures as required under this contract. Failure to provide proper traffic control may result in a Traffic Control Deficiency Deduction as per Article 105.03(b).

The cost of supplying, erecting, and maintaining barricades, warning lights, and signs shall be included in the contract price for Traffic Control and Protection.

Method of Measurement. Traffic control and protection will not be measured for payment.

Basis of Payment. This work will shall not be paid for separately but shall be included in the various items of work.

WORK ORDERS

Description. This work shall consist of landscape installation along roadsides, medians, and other locations as directed by the Engineer. Work orders will be generated by the Engineer based upon inspections, resident requests, County projects, or other means. Work orders may range in size from planting a single tree to work that may take several days or longer to complete.

Included Work. Work orders may include any pay item or combination of pay items included in the Contract.

Work Order Process. The Engineer shall conduct inspections, prepare written work orders, and forward said work orders to the Contractor for execution. The Contractor must complete work orders within the timeframe specified on the work order, typically fourteen (14), thirty (30), or sixty (60) calendar days. The Engineer may grant an extension of time on work orders. After the Contractor has completed all work included on a work order, the Contractor must sign the work order certifying that all work has been completed and return the work order to the Engineer. The Contractor shall note any deviations in quantities on the signed completed work orders.

The Engineer will consider the season, current quantity of work assigned to the Contractor, and other factors when issuing work orders. The Engineer will make reasonable efforts to evenly space work orders apart, but the Contractor should anticipate being assigned multiple concurrent work orders during the growing season.

Work orders will be measured for payment after all included work has been completed. Payment for partially completed work orders will only be considered if the Contractor clearly indicates in detail what and where work has been completed.

Failure to Complete Work Orders in the Specified Timeframe. Should the Contractor fail to complete a work order within the timeframe specified in the work order, or within any extension of time granted by the Engineer, the Contractor shall be liable to the County in the amount of \$100 (one hundred dollars) per calendar day or portion thereof of overrun per incomplete work order, not as a penalty but as liquidated damages.

In fixing the damages as set out herein, the desire is to establish a mode of calculation since the County's actual loss, in the event of a delay, cannot be predetermined, would be difficult to ascertain, and likely a matter of dispute. This said mode is an equitable rule for measurement of the County's loss and fairly represents damages incurred by the County. The County shall not be required to demonstrate any actual loss to recover these liquidated damages provided herein, as said damages are very difficult to ascertain. Furthermore, no provision of this clause shall be construed as a penalty, as such is not the intent of the parties.

Method of Measurement. Work order quantities shall be used. The Engineer reserves the right to adjust quantities based upon their inspection to reflect any work not completed in substantial conformance with the contract documents. Any additional work by the Contractor that is not included in the work order or approved by the Engineer will be at the Contractor's cost and no additional compensation will be allowed. The Contractor shall bring to the Engineer's attention any work order quantities which they feel are inaccurate prior to beginning the work.

Basis of Payment. This work will be paid for at the contract unit price(s) for the work included in the work order.

SHADE TREE, TYPE 1 (A-1)
SHADE TREE, TYPE 2 (A-2)
ORNAMENTAL TREE, TYPE 1 (B-1)
ORNAMENTAL TREE, TYPE 2 (B-2)
EVERGREEN TREE (C-1)
SHRUB, TYPE 1 (D-1)
SHRUB, TYPE 2 (D-2)
SHRUB, TYPE 3 (D-3)
VINE (E-1)

Description: This work consists of furnishing and planting woody plant materials.

Requirements: All work shall conform to the requirements of Section 253 except as modified herein.

Add the following to Article 253.02 (c) Mulch: Mulch shall conform to the requirements of Article 1081.06(b) Planting and as described below:

- Mulch shall be double or triple processed wood chips no larger than two inches (2") in any dimension.
- Mulch shall be a natural brown color and shall contain no dyes or artificial colorants.
- Mulch shall not contain sticks, branches, leaves, rocks, litter, or other debris.

Add the following to Article 253.04 Materials: Pre-emergent herbicide shall be Trifluralin 1.47% active ingredient in granular form or approved equivalent.

Add the following to Article 253.02 Materials: All plants shall have been grown in a nursery located within USDA Hardiness Zone 4 or 5, and within a 250-mile radius of DuPage County. All plant materials shall be "specimen" quality with well-developed branches and vigorous root systems. Plants shall be symmetrical, heavily branched, and typical of the species. When multiple plants of the same kind are called for in the same area, all such plants shall be uniform size, shape, and general appearance. Trees shall have a single uncut leader and straight trunk. No plants shall have broken, rubbing or crossing major branches. Plant materials shall conform to the requirements of ANSI Z60.1-2004 American Standard for Nursery Stock. Plant material shall be free of beetles, borers, or other pests.

Add the following to Article 253.02 Materials:

2022-2023 VARIOUS HIGHWAY LANDSCAPING
VARIOUS LOCATIONS
SEC. 22-HWYLS-03-LS

Plant species shall be as indicated on specific work orders. Representative plant species are given in the tables below. The Engineer reserves the right to include additional species of the same size, root condition, and character as those given below. The Contractor may propose alternate species for the Engineer's consideration if one or more species is not available. Any substitution not approved by the Engineer will not be measured for payment.

Table 1. Shade Tree, Type 1

Botanic Name	Common Name	Size/Root Condition	Comments
<i>Acer x freemanii</i>	Freeman Maple	2.5" cal. B&B	Includes cultivars
<i>Acer platanoides</i>	Norway Maple	2.5" cal. B&B	Includes cultivars
<i>Acer saccharum</i>	Sugar Maple	2.5" cal. B&B	Includes cultivars
<i>Carpinus betulus</i>	European Hornbeam	2.5" cal. B&B	Includes cultivars
<i>Catalpa speciosa</i>	Northern Catalpa	2.5" ca. B&B	Includes cultivars
<i>Celtis occidentalis</i>	Common hackberry	2.5" cal. B&B	Includes cultivars
<i>Ginkgo biloba</i>	Ginkgo	2.5" cal. B&B	Includes cultivars, male only
<i>Gleditsia triacanthos inermis</i>	Thornless Honeylocust	2.5" cal. B&B	Includes cultivars
<i>Gymnocladus dioica</i>	Kentucky Coffeetree	2.5" cal. B&B	Includes cultivars
<i>Liriodendron tulipifera</i>	Tulip Tree	2.5" cal. B&B	Includes cultivars
<i>Taxodium distichum</i>	Bald Cypress	2.5" cal. B&B	Includes cultivars
<i>Tilia americana</i>	American Linden	2.5" cal. B&B	Includes cultivars
<i>Tilia cordata</i>	Littleleaf Linden	2.5" cal. B&B	Includes cultivars
<i>Tilia tomentosa</i>	Silver Linden	2.5" cal. B&B	Includes cultivars
<i>Ulmus spp.</i>	Hybrid Elm	2.5" cal. B&B	Cultivars only

Table 2. Shade Tree, Type 2

Botanic Name	Common Name	Size/Root Condition	Comments
<i>Acer rubrum</i>	Red Maple	2.5" cal. B&B	No cultivars
<i>Acer saccharum</i>	Sugar Maple	2.5" cal. B&B	No cultivars
<i>Carya cordiformis</i>	Bitternut Hickory	2.5" cal. B&B	No cultivars
<i>Carya ovata</i>	Shagbark Hickory	2.5" cal. B&B	No cultivars

2022-2023 VARIOUS HIGHWAY LANDSCAPING
VARIOUS LOCATIONS
SEC. 22-HWYLS-03-LS

<i>Celtis occidentalis</i>	Common hackberry	2.5" cal. B&B	No cultivars
<i>Gymnocladus dioica</i>	Kentucky Coffeetree	2.5" cal. B&B	No cultivars
<i>Juglans nigra</i>	Black Walnut	2.5" cal. B&B	No cultivars
<i>Quercus alba</i>	White Oak	2.5" cal. B&B	No cultivars
<i>Quercus bicolor</i>	Swamp White Oak	2.5" cal. B&B	No cultivars
<i>Quercus imbricaria</i>	Shingle Oak	2.5" cal. B&B	No cultivars
<i>Quercus macrocarpa</i>	Bur Oak	2.5" cal. B&B	No cultivars
<i>Quercus muehlenbergii</i>	Chinquapin Oak	2.5" cal. B&B	No cultivars
<i>Quercus rubra</i>	Red Oak	2.5" cal. B&B	No cultivars
<i>Tilia americana</i>	American Linden	2.5" cal. B&B	No cultivars

Table 3. Ornamental Tree, Type 1

Botanic Name	Common Name	Size/Root Condition	Comments
<i>Acer ginnala</i>	Amur Maple	6' ht. B&B	Includes cultivars
<i>Amelanchier x grandiflora</i>	Apple Serviceberry	6' ht. B&B	Includes cultivars
<i>Betula nigra</i>	River Birch	6' ht. B&B	Includes cultivars
<i>Cercis canadensis</i>	Redbud	6' ht. B&B	Includes cultivars
<i>Cornus mas</i>	Corneliancherry Dogwood	6' ht. B&B	Includes cultivars
<i>Crataegus crusgalli inermis</i>	Thornless Cockspur	6' ht. B&B	Includes cultivars
<i>Crataegus phaenopyrum</i>	Washington Hawthorn	6' ht. B&B	Includes cultivars
<i>Crataegus viridis</i>	Green Hawthorn	6' ht. B&B	Includes cultivars
<i>Magnolia stellata</i>	Star Magnolia	6' ht. B&B	Includes cultivars
<i>Malus floribunda</i>	Japanese Flowering Crab	6' ht. B&B	Includes cultivars
<i>Malus spp.</i>	Hybrid Crabapple	6' ht. B&B	Includes cultivars
<i>Syringa pekinensis</i>	Peking Lilac	6' ht. B&B	Includes cultivars
<i>Syringa reticulata</i>	Japanese Tree Lilac	6' ht. B&B	Includes cultivars

Table 4. Ornamental Tree, Type 2

Botanic Name	Common Name	Size/Root Condition	Comments
<i>Amelanchier arborea</i>	Juneberry	6' ht. B&B	No cultivars
<i>Amelanchier laevis</i>	Allegheny	6' ht. B&B	No cultivars
<i>Carpinus caroliniana</i>	American Hornbeam	6' ht. B&B	No cultivars
<i>Cercis canadensis</i>	Redbud	6' ht. B&B	No cultivars
<i>Crataegus crusgalli</i>	Cockspur Hawthorn	6' ht. B&B	No cultivars
<i>Malus ioensis</i>	Prairie Crabapple	4' ht. B&B or #5 cont.	No cultivars
<i>Ostrya virginiana</i>	American Hop Hornbeam	6' ht. B&B	No cultivars

Table 5. Evergreen Tree

Botanic Name	Common Name	Size/Root Condition	Comments
<i>Juniperus virginiana</i>	Redcedar	6' ht. B&B	Includes cultivars
<i>Picea abies</i>	Norway Spruce	6' ht. B&B	Includes cultivars
<i>Picea omorika</i>	Serbian Spruce	6' ht. B&B	Includes clutivars
<i>Picea pungens</i>	Green Spruce	6' ht. B&B	Includes cultivars
<i>Pinus banksiana</i>	Jack Pine	6' ht. B&B	Includes cultivars
<i>Pinus strobus</i>	White Pine	6' ht. B&B	Includes cultivars

Table 6. Shrub, Type 1

Botanic Name	Common Name	Size/Root Condition	Comments
<i>Aronia melanocarpa</i>	Black Chokeberry	18" ht./sprd. B&B or #3 cont.	Includes cultivars
<i>Aronia arbutifolia</i>	Red Chokeberry	18" ht./sprd. B&B or #3 cont.	Includes cultivars
<i>Ceanothus americanus</i>	New Jersey Tea	18" ht./sprd. B&B or #3 cont.	Includes cultivars
<i>Cornus sericea</i>	Redosier Dogwood	18" ht./sprd. B&B or #3 cont.	Includes cultivars
<i>Cornus racemosa</i>	Gray Dogwood	18" ht./sprd. B&B or #3 cont.	Includes cultivars
<i>Corylus americana</i>	American Hazelnut	18" ht./sprd. B&B or #3 cont.	Includes cultivars
<i>Cotoneaster acutifolius</i>	Peking Cotoneaster	18" ht./sprd. B&B or #3 cont.	Includes cultivars

2022-2023 VARIOUS HIGHWAY LANDSCAPING
VARIOUS LOCATIONS
SEC. 22-HWYLS-03-LS

<i>Diervilla spp.</i>	Southern Bush Honeysuckle	18" ht./sprd. B&B or #3 cont.	Includes cultivars
<i>Euonymus alatus</i>	Burning Bush	18" ht./sprd. B&B or #3 cont.	Includes cultivars
<i>Forsythia x intermedia</i>	Border Forsythia	18" ht./sprd. B&B or #3 cont.	Includes cultivars
<i>Fothergilla gardenia</i>	Dwarf Fothergilla	18" ht./sprd. B&B or #3 cont.	Includes cultivars
<i>Hydrangea arborescens</i>	Smooth Hydrangea	18" ht./sprd. B&B or #3 cont.	Includes cultivars
<i>Hydrangea macrophylla</i>	Bigleaf Hydrangea	18" ht./sprd. B&B or #3 cont.	Includes cultivars
<i>Hydrangea paniculata</i>	Panicle Hydrangea	18" ht./sprd. B&B or #3 cont.	Includes cultivars
<i>Hypericum kalmianum</i>	Kalm St. Johnswort	18" ht./sprd. B&B or #3 cont.	Includes cultivars
<i>Juniperus chinensis</i>	Chinese juniper	18" ht./sprd. B&B or #3 cont.	Includes cultivars
<i>Juniperus horizontalis</i>	Creeping Juniper	18" sprd. B&B or #3 cont.	Includes cultivars
<i>Rhus aromatica</i>	Fragrant Sumac	18" ht./sprd. B&B or #3 cont.	Includes cultivars
<i>Physocarpus opulifolius</i>	Ninebark	18" ht./sprd. B&B or #3 cont.	Includes cultivars
<i>Rosa spp.</i>	Hybrid Rose	18" ht./sprd. B&B or #3 cont.	Includes cultivars
<i>Spiraea x bumalda</i>	Hybrid Spirea	18" ht./sprd. B&B or #3 cont.	Includes cultivars
<i>Spiraea japonica</i>	Japanese Spirea	18" ht./sprd. B&B or #3 cont.	Includes cultivars
<i>Spiraea x vanhouttei</i>	Bridalwreath Spirea	18" ht./sprd. B&B or #3 cont.	Includes cultivars
<i>Symphoricarpos albus</i>	Snowberry	18" ht./sprd. B&B or #3 cont.	Includes cultivars
<i>Symphoricarpos orbiculatus</i>	Indiancurrant Coralberry	18" ht./sprd. B&B or #3 cont.	Includes cultivars
<i>Syringa meyeri</i>	Meyer Lilac	18" ht./sprd. B&B or #3 cont.	Includes cultivars
<i>Syringa patula</i>	Manchurian Lilac	18" ht./sprd. B&B or #3 cont.	Includes cultivars
<i>Syringa vulgaris</i>	Common Lilac	18" ht./sprd. B&B or #3 cont.	Includes cultivars
<i>Taxus x media</i>	Yew	18" ht./sprd. B&B or #3 cont.	Includes cultivars
<i>Thuja occidentalis</i>	Eastern Arborvitae	18" ht./sprd. B&B or #3 cont.	Includes cultivars
<i>Viburnum dentatum</i>	Arrowwood	18" ht./sprd. B&B or #3 cont.	Includes cultivars
<i>Viburnum opulus</i>	European Cranberrybush	18" ht./sprd. B&B or #3 cont.	Includes cultivars

2022-2023 VARIOUS HIGHWAY LANDSCAPING
VARIOUS LOCATIONS
SEC. 22-HWYLS-03-LS

<i>Viburnum trilobum</i>	American Cranberrybush	18" ht./sprd. B&B or #3 cont.	Includes cultivars
--------------------------	------------------------	-------------------------------	--------------------

Table 7. Shrub, Type 2

Botanic Name	Common Name	Size/Root Condition	Comments
<i>Aronia melanocarpa</i>	Black Chokeberry	36" ht. B&B	Includes cultivars
<i>Aronia arbutifolia</i>	Red Chokeberry	36" ht. B&B	Includes cultivars
<i>Cornus sericea</i>	Redosier Dogwood	36" ht. B&B	Includes cultivars
<i>Cornus racemosa</i>	Gray Dogwood	36" ht. B&B	Includes cultivars
<i>Cotoneaster acutifolius</i>	Peking Cotoneaster	36" ht. B&B	Includes cultivars
<i>Euonymus alatus</i>	Burning Bush	36" ht. B&B	Includes cultivars
<i>Forsythia x intermedia</i>	Border Forsythia	36" ht. B&B	Includes cultivars
<i>Hamamelis vernalis</i>	Vernal Witchhazel	36" ht. B&B	Includes cultivars
<i>Hamamelis virginiana</i>	Common Witchhazel	36" ht. B&B	Includes cultivars
<i>Rhus glabra</i>	Smooth Sumac	36" ht. B&B	Includes cultivars
<i>Rhus typhina</i>	Staghorn Sumac	36" ht. B&B	Includes cultivars
<i>Syringa vulgaris</i>	Common Lilac	36" ht. B&B	Includes cultivars
<i>Thuja occidentalis</i>	Eastern Arborvitae	36" ht. B&B	Includes cultivars
<i>Viburnum dentatum</i>	Arrowwood	36" ht. B&B	Includes cultivars
<i>Viburnum lentago</i>	Nannyberry	36" ht. B&B	Includes cultivars
<i>Viburnum opulus</i>	European Cranberrybush	36" ht. B&B	Includes cultivars
<i>Viburnum prunifolium</i>	Blackhaw	36" ht. B&B	Includes cultivars
<i>Viburnum trilobum</i>	American Cranberrybush	36" ht. B&B	Includes cultivars

Table 8. Shrub, Type 3

Botanic Name	Common Name	Size/Root Condition	Comments
<i>Aronia melanocarpa</i>	Black Chokeberry	24" ht./sprd. B&B or #5 cont.	No cultivars
<i>Ceanothus americanus</i>	New Jersey Tea	24" ht./sprd. B&B or #5 cont.	No cultivars
<i>Cephalanthus occidentalis</i>	Buttonbush	24" ht./sprd. B&B or #5 cont.	No cultivars

2022-2023 VARIOUS HIGHWAY LANDSCAPING
VARIOUS LOCATIONS
SEC. 22-HWYLS-03-LS

<i>Cornus obliqua</i>	Silky Dogwood	24" ht./sprd. B&B or #5 cont.	No cultivars
<i>Cornus sericea</i>	Redosier Dogwood	24" ht./sprd. B&B or #5 cont.	No cultivars
<i>Cornus racemosa</i>	Gray Dogwood	24" ht./sprd. B&B or #5 cont.	No cultivars
<i>Corylus americana</i>	American Hazelnut	24" ht./sprd. B&B or #5 cont.	No cultivars
<i>Ilex verticillata</i>	Winterberry	24" ht./sprd. B&B or #5 cont.	No cultivars
<i>Physocarpus opulifolius</i>	Ninebark	24" ht./sprd. B&B or #5 cont.	No cultivars
<i>Prunus americana</i>	Wild Plum	24" ht./sprd. B&B or #5 cont.	No cultivars
<i>Ribes americanum</i>	Wild Black Currant	24" ht./sprd. B&B or #5 cont.	No cultivars
<i>Rosa carolina</i>	Pasture Rose	24" ht./sprd. B&B or #5 cont.	No cultivars
<i>Rosa setigera</i>	Illinois Rose	24" ht./sprd. B&B or #5 cont.	No cultivars
<i>Sambucus canadensis</i>	Elderberry	24" ht./sprd. B&B or #5 cont.	No cultivars
<i>Hamamelis virginiana</i>	Common Witchhazel	24" ht./sprd. B&B or #5 cont.	No cultivars
<i>Viburnum lentago</i>	Nannyberry	24" ht./sprd. B&B or #5 cont.	No cultivars
<i>Viburnum prunifolium</i>	Blackhaw	24" ht./sprd. B&B or #5 cont.	No cultivars
<i>Viburnum trilobum</i>	American Cranberrybush	24" ht./sprd. B&B or #5 cont.	No cultivars

Table 9. Vine

Botanic Name	Common Name	Size/Root Condition	Comments
<i>Campsis radicans</i>	Trumpet Vine	6" ht./sprd. #1 cont.	Includes cultivars
<i>Celastrus scandens</i>	Climbing Bittersweet	6" ht./sprd. #1 cont.	No cultivars
<i>Clematis x jackmanii</i>	Jackman Clematis	6" ht./sprd. #1 cont.	Includes cultivars
<i>Clematis virginiana</i>	Virgin's Bower	6" ht./sprd. #1 cont.	No cultivars
<i>Parthenocissus quinquefolia</i>	Virginia Creeper	6" ht./sprd. #1 cont.	Includes cultivars
<i>Parthenocissus tricuspidata</i>	Boston Ivy	6" ht./sprd. #1 cont.	Includes cultivars

Add the following to Article 253.03 Planting Time: Planting dates may be extended with the Engineer's approval. Extension of planting dates does not relieve the Contractor of maintenance and warranty provisions.

Add the following to Article 253.05 Transportation: Establish loading/unloading zones for all materials and equipment prior to delivery. Protect materials and equipment against theft and damage. Obtain permission from the property owner for loading, unloading, and secured storage off the County Right-of-Way. Direct delivery from semi-trailer or flatbed trucks will not be allowed on any County Highway.

Replace Article 253.07 Layout of Planting with the following: The Engineer will provide a sketch, map, or other description of the work area to the Contractor. The Contractor shall be responsible for layout of the work. If the Contractor has any questions about layout, they shall contact the Engineer for clarification prior to proceeding with the work. The Engineer reserves the right to make minor field adjustments to the layout at no additional cost to the County. The Engineer's review and approval of layout will not be required unless specified on the written work order issued by the Engineer.

Add the following to Article 253.08 Excavation of Plant Holes: Notify the Engineer if underground obstructions, tree roots, poor drainage, or utilities are encountered during excavation. If obstructions are found, the Engineer reserves the right to make minor field adjustments to the layout at no additional cost to the County. Machine excavated holes shall have the sides roughened by hand to loosen soil. Good quality topsoil excavated from the holes shall be used for backfill material. Sod, weeds, dense clay, gravel, debris, and other such unsuitable backfill shall be removed and properly disposed of by the Contractor, and the cost shall be included in the price.

Replace Article 253.11 Mulch Cover with the following: Within 24 hours of plant installation, place mulch to a uniform depth of not less than three inches (3"). The cost of mulch shall be included in the price of the plant. Do not pile mulch up against stems or trunks. Clean up any mulch that spills onto adjacent turf areas or pavement. Minimum mulch area by type of plant shall be as follows:

- Shade Trees (all): Five feet (5') diameter tree ring / 20 square feet
- Ornamental Trees (all): Five feet (5') diameter tree ring / 20 square feet
- Evergreen Trees: Seven feet (7') diameter tree ring / 38 square feet
- Shrubs (all): Four feet (4') x four feet (4') bed space per shrub / 16 square feet
- Vines: Two feet (2') x two feet (2') bed space per plant / 4 square feet

A pre-emergent herbicide shall be applied at the time of mulch placement. The cost of pre-emergent herbicide shall be included in the price of the plant. Follow herbicide label directions at all times. Herbicide must be applied by an Illinois Licensed Pesticide Operator or Applicator. Provide copies of Licenses to Engineer for all who will be applying herbicides.

Omit Article 253.12 Wrapping: Wrapping is not required.

Replace Article 253.14 Period of Establishment with the following: The Period of Establishment shall begin on the day of planting and continue until the end of the contract period. To be acceptable at the end of the contract, plants shall be in a live healthy condition, representative of their species, at the time of inspection. The Engineer will periodically inspect plantings during the contract period and will notify the Contractor of the plants requiring replacement. The Contractor shall remove, immediately from the site of the work, all dead plant material. Replacements shall be made in the first following planting season as per Article 253.03. Any plant material that dies prior to the first inspection following planting will not be measured for payment until it has been replaced.

Modify the first paragraph of Article 253.15 (a) as follows: During the period of establishment, watering shall be performed as necessary during periods of drought or low rainfall to ensure viability of all plant materials. The cost of watering shall be included in the price of the plant. Contractor shall provide equipment and water

to saturate plant materials. Apply a light stream of water to prevent erosion and displacement of mulch. Provide the following quantity of water per plant per watering cycle.

- Shade Trees (all): fifteen (15) gallons each
- Ornamental Trees (all): ten (10) gallons each
- Evergreen Trees: twenty (20) gallons each
- Shrubs (all): five (5) gallons each
- Vines: two (2) gallons each

Replace Article 253.16 Method of Measurement with the following: This work will be measured for payment in place after initial planting. Shade trees, ornamental trees, evergreen trees; shrubs, and vines will be measured as each individual plant. Mulch, pre-emergent herbicide, and watering will not be measured separately but are considered included in the work.

Replace Article 253.17 Basis of Payment with the following: This work will be paid for at the contract unit price per each for Shade Tree, Type 1; Shade Tree, Type 2; Ornamental Tree, Type 1; Ornamental Tree, Type 2, Shrubs, Type 1; Shrub, Type 2; Shrubs, Type 3; or Vine of the species, root type, and plant size specified on the work order.

If a plant requiring replacement is not replaced by the end of the next available planting window, a deduction equal to the contract price for that plant may be made on the next pay estimate and henceforth said plant will be considered to never have been planted.

PERENNIAL PLANT (F-1)
GROUNDCOVER (G-1)

Description: This work consists of furnishing and planting herbaceous perennials and groundcover plants.

Requirements: All work shall conform to the requirements of Section 254 except as modified herein.

Add the following to Article 254.02 (g) Mulch: Mulch shall conform to the requirements of Article 1081.06(b) Planting and as described below:

- Mulch shall be double or triple processed wood chips no larger than two inches (2”) in any dimension.
- Mulch shall be a natural brown color and shall contain no dyes or artificial colorants.
- Mulch shall not contain sticks, branches, leaves, rocks, litter, or other debris.

Add the following to Article 254.02 Materials: All plants shall have been grown in a nursery located within USDA Hardiness Zone 4 or 5, and within a 250-mile radius of DuPage County. All plant materials shall be “specimen” quality with well-developed and vigorous root systems. When multiple plants of the same kind are called for in the same area, all such plants shall be uniform size, shape, and general appearance. Plant materials shall conform to the requirements of ANSI Z60.1-2004 American Standard for Nursery Stock.

Add the following to Article 254.02 Materials: Plant species shall be as indicated on specific work orders. Representative plant species are given in the tables below. The Engineer reserves the right to include additional species of the same size, root condition, and character as those given below. The Contractor may propose alternate species for the Engineer’s consideration if one or more species is not available. Any substitution not approved by the Engineer will not be measured for payment

2022-2023 VARIOUS HIGHWAY LANDSCAPING
VARIOUS LOCATIONS
SEC. 22-HWYLS-03-LS

Table 1. Perennial Plant

Botanic Name	Common Name	Size/Root Condition	Comments
<i>Allium cernuum</i>	Nodding Wild Onion	6" ht./sprd. #1 cont.	As specified on work order
<i>Allium 'Summer Beauty'</i>	Summer Beauty Onion	6" ht./sprd. #1 cont.	As specified on work order
<i>Amsonia tabernaemontana</i>	Blue Star	6" ht./sprd. #1 cont.	As specified on work order
<i>Andropogon gerardii</i>	Big Bluestem	6" ht./sprd. #1 cont.	As specified on work order
<i>Asclepias incarnata</i>	Red Milkweed	6" ht./sprd. #1 cont.	As specified on work order
<i>Asclepias tuberosa</i>	Butterfly Weed	6" ht./sprd. #1 cont.	As specified on work order
<i>Symphotrichum spp.</i>	Aster	6" ht./sprd. #1 cont.	As specified on work order
<i>Baptisia spp.</i>	Indigo	6" ht./sprd. #1 cont.	As specified on work order
<i>Calamagrostis acutiflora</i> "Karl Foerster"	Karl Foerster Reed Grass	6" ht./sprd. #1 cont.	As specified on work order
<i>Carex pensylvanica</i>	Common Oak Sedge	6" ht./sprd. #1 cont.	As specified on work order
<i>Chasmanthium latifolium</i>	Northern Sea Oats	6" ht./sprd. #1 cont.	As specified on work order
<i>Coreopsis spp.</i>	Coreopsis	6" ht./sprd. #1 cont.	As specified on work order
<i>Echinacea spp.</i>	Purple coneflower	6" ht./sprd. #1 cont.	As specified on work order
<i>Eryngium yuccifolium</i>	Rattlesnake Master	6" ht./sprd. #1 cont.	As specified on work order
<i>Eutrochium maculatum</i>	Joe-Pye Weed	6" ht./sprd. #1 cont.	As specified on work order
<i>Geranium maculatum</i>	Wild Geranium	6" ht./sprd. #1 cont.	As specified on work order
<i>Geranium sanguineum</i>	Bloody Cranesbill	6" ht./sprd. #1 cont.	As specified on work order
<i>Helenium autumnale</i>	Sneezeweed	6" ht./sprd. #1 cont.	As specified on work order
<i>Heliopsis spp.</i>	False Sunflower	6" ht./sprd. #1 cont.	As specified on work order
<i>Hemerocallis spp.</i>	Daylily	6" ht./sprd. #1 cont.	As specified on work order
<i>Hosta spp.</i>	Hosta	6" ht./sprd. #1 cont.	As specified on work order
<i>Iris virginica shrevei</i>	Blue Flag	6" ht./sprd. #1 cont.	As specified on work order
<i>Limonium latifolium</i>	Sea Lavender	6" ht./sprd. #1 cont.	As specified on work order

2022-2023 VARIOUS HIGHWAY LANDSCAPING
VARIOUS LOCATIONS
SEC. 22-HWYLS-03-LS

<i>Mondarda fistulosa</i>	Wild Bergamot	6" ht./sprd. #1 cont.	As specified on work order
<i>Nepeta x fassenii</i> 'Walker's Low'	Walker's Low Catmint	6" ht./sprd. #1 cont.	As specified on work order
<i>Panicum virgatum</i>	Switchgrass	6" ht./sprd. #1 cont.	As specified on work order
<i>Penstemon digitalis</i>	Foxglove Beardtongue	6" ht./sprd. #1 cont.	As specified on work order
<i>Ratibida pinnata</i>	Yellow Coneflower	6" ht./sprd. #1 cont.	As specified on work order
<i>Rudbeckia spp.</i>	Black-eyed Susan	6" ht./sprd. #1 cont.	As specified on work order
<i>Schizachyrium scoparium</i>	Little Bluestem	6" ht./sprd. #1 cont.	As specified on work order
<i>Sedum spp.</i>	Stonecrop	6" ht./sprd. #1 cont.	As specified on work order
<i>Silphium laciniatum</i>	Compass Plant	6" ht./sprd. #1 cont.	As specified on work order
<i>Silphium perfoliatum</i>	Cup Plant	6" ht./sprd. #1 cont.	As specified on work order
<i>Silphium terebinthinaceum</i>	Prairie Dock	6" ht./sprd. #1 cont.	As specified on work order
<i>Sporobolus heterolepis</i>	Prairie Dropseed	6" ht./sprd. #1 cont.	As specified on work order

Table 2. Groundcover

Botanic Name	Common Name	Size/Root Condition	Comments
<i>Euonymus fortunei</i>	Wintercreeper	4" ht./sprd. 4.5" sq. pot	As specified on work order
<i>Liriope spicata</i>	Creeping Lilyturf	4" ht./sprd. 4.5" sq. pot	As specified on work order
<i>Pachysandra terminalis</i>	Japanese Spurge	4" ht./sprd. 4.5" sq. pot	As specified on work order
<i>Sedum spp.</i>	Stonecrop	4" ht./sprd. 4.5" sq. pot	As specified on work order
<i>Vinca minor</i>	Periwinkle	4" ht./sprd. 4.5" sq. pot	As specified on work order

Add the following to Article 254.03 Planting Time: Planting dates may be extended with the Engineer's approval. Extension of planting dates does not relieve the Contractor of maintenance and warranty provisions.

Add the following to Article 254.04 Transplanting and Storing Plants: Establish loading/unloading zones for all materials and equipment prior to delivery. Protect materials and equipment against theft and damage. Obtain permission from the property owner for loading, unloading, and secured storage off the County Right-of-Way. Direct delivery from semi-trailer or flatbed trucks will not be allowed on any County Highway. Provide necessary traffic control as required under this contract at all times.

Replace Article 254.05 Layout of Planting with the following: The Engineer will provide a sketch, map, or other description of the work area to the Contractor. The Contractor shall be responsible for layout of the

work. If the Contractor has any questions about layout, they shall contact the Engineer for clarification prior to proceeding with the work. The Engineer reserves the right to make minor field adjustments to the layout at no additional cost to the County. The Engineer's review and approval of layout will not be required unless specified on the written work order issued by the Engineer.

Add the following to Article 254.06 Planting Procedures: Notify the Engineer if underground obstructions, tree roots, poor drainage, or utilities are encountered during excavation. If obstructions are found, the Engineer reserves the right to make minor field adjustments to the layout at no additional cost to the County. Machine excavated holes shall have the sides roughened by hand to loosen soil. Good quality topsoil excavated from the holes shall be used for backfill material. Sod, weeds, dense clay, gravel, debris, and other such unsuitable backfill shall be removed and properly disposed of by the Contractor, and the cost shall be included in the price.

Replace Article 254.07 Mulching with the following: Within 24 hours of plant installation, three inches (3") of shredded hardwood mulch shall be placed around all plantings. Mulching shall conform to the Mulch special provision, and the cost shall be included in the price.

Within 24 hours of plant installation, place mulch to a uniform depth of not less than three inches (3"). The cost of mulch shall be included in the price of the plant. Do not pile mulch up against stems. Clean up any mulch that spills onto adjacent turf areas or pavement. Minimum mulch area by type of plant shall be as follows:

- Perennial Plant: Two feet (2') x two feet (2') bed space per plant / 4 square feet
- Groundcover: Two feet (2') x two feet (2') bed space per plant / 4 square feet

Replace Article 254.08 Period of Establishment with the following: The Period of Establishment shall begin on the day of planting and continue until the end of the contract period. To be acceptable at the end of the contract, plants shall be in a live healthy condition, representative of their species, at the time of inspection. The Engineer will periodically inspect plantings during the contract period and will notify the Contractor of the plants requiring replacement. The Contractor shall remove, immediately from the site of the work, all dead plant material. Replacements shall be made in the first following planting season as per Article 254.03. Any plant material that dies prior to the first inspection following planting will not be measured for payment until it has been replaced.

During the period of establishment, watering shall be performed as necessary during periods of drought or low rainfall to ensure viability of all plant materials. The cost of watering shall be included in the price of the plant. Contractor shall provide equipment and water to saturate plant materials. Apply a light stream of water to prevent erosion and displacement of mulch. Provide the following quantity of water per plant per watering cycle.

- Perennial Plant: two (2) gallons each
- Groundcover: two (2) gallons each

Replace Article 254.09 Method of Measurement with the following: This work will be measured for payment in place after initial planting. Perennial plants and groundcovers will be measured as each individual plant. Mulch and watering will not be measured separately but are considered included in the work.

Replace Article 254.10 Basis of Payment with the following: This work will be paid for at the contract unit price per each for Perennial Plants or Groundcover of the species, root type, and plant size specified on the work order.

If a plant requiring replacement is not replaced by the end of the next available planting window, a deduction equal to the contract price for that plant may be made on the next pay estimate and henceforth said plant will be considered to never have been planted.

TOPSOIL, FURNISH AND PLACE (H-1)

Description: This work consists of furnishing and placing topsoil.

Requirements: All work shall conform to the requirements of Section 211 except as modified herein.

Add the following to Article 211.03 Furnishing and Excavating Topsoil: The Contractor shall furnish clean pulverized topsoil from a source approved by the Engineer.

Replace Article 211.07 Method of Measurement with the following: The Engineer will estimate required topsoil quantity on work orders. The Contractor shall measure in place topsoil placement and provide said quantity to the Engineer for review. The Engineer reserves the right to adjust quantities based upon their inspection to reflect any work not completed in substantial conformance with the contract documents.

Replace Article 211.08 Basis of Payment with the following: This work will be paid for at the contract unit price per cubic yard for Topsoil, Furnish and Place.

SOD (I-1)

Description: This work consists of furnishing and placing sod.

Requirements: All work shall conform to the requirements of Section 252 except as modified herein.

Modify Article 252.03 Ground preparation as follows: Agricultural ground limestone is not required. Fertilizer nutrients shall be included at the specified rates.

Modify Articles 252.08 Sod Watering and 252.09 Supplemental Watering as follows: Watering of sod until it has knitted to the topsoil below shall be included in the unit price for sod.

Replace Article 252.12 Method of Measurement with the following: The Engineer will estimate required sod quantity on work orders. The Contractor shall measure in place sod and provide said quantity to the Engineer for review. The Engineer reserves the right to adjust quantities based upon their inspection to reflect any work not completed in substantial conformance with the contract documents. To be acceptable for payment, the sod must be in a live, healthy condition and knitted to the topsoil below. When directed by the Engineer, any defective or unacceptable sod shall be removed, replaced, and watered. Fertilizer nutrients and watering will not be measured separately but are considered included in the work.

Replace Article 252.13 Basis of Payment with the following: This work will be paid for at the contract unit price per square yard for Sod.

SEEDING, CLASS 2A (J-1)

SEEDING, CLASS 4A (MODIFIED) (J-2)

SEEDING, CLASS 5A (MODIFIED) (J-3)

Description: This work consists of preparing the seed bed and furnishing and planting seed.

Requirements: All work shall conform to the requirements of Section 250 except as modified herein.

Modify Article 250.04 Fertilizer and Agricultural Ground Limestone Application as follows: Agricultural ground limestone is not required. Fertilizer nutrients shall be included at the specified rates for Seeding, Class 2A only.

Add the following to Article 250.05 Seed Bed Preparation: All areas to be seeded shall be worked to eliminate crusting, glazing, and compaction to create a seedbed suitable for germination and growth of vegetation. Existing vegetative cover, weeds, debris, gravel, and other foreign matter shall be removed and properly disposed of by the Contractor.

Add the following to Article 250.07 Seeding Mixtures:

Table 1. Seeding, Class 4A (Modified) – Low Profile Native Grass

Botanic Name	Common Name	PLS Seeding Rate	Comments
<i>Bouteloua curtipendula</i>	Side-oats Grama	3.0 lbs/acre	No cultivars, local ecotype
<i>Elymus canadensis</i>	Canada Wild Rye	5.0 lbs/acre	No cultivars, local ecotype
<i>Elymus virginicus</i>	Virginia Wild Rye	2.0 lbs/acre	No cultivars, local ecotype
<i>Panicum virgatum</i>	Switch Grass	2.0 lbs/acre	No cultivars, local ecotype
<i>Schizachyrium scoparium</i>	Little Bluestem	3.0 lbs/acre	No cultivars, local ecotype
<i>Wheat x wheat grass hybrid</i>	ReGreen	40.0 lbs/acre	Fall or winter cover crop (1)
<i>Avena sativa</i>	Seed Oats	25.0 lbs/acre	Spring cover crop (1)
<i>Lolium multiflorum</i>	Annual Rye Grass	25.0 lbs/acre	Summer cover crop (1)

(1) Cover crop species shall be determined based upon time of year when seeding occurs. Only one of the three cover crops listed shall be used.

Table 2. Seeding, Class 5A (Modified) – Large Flower /Pollinator Native Forb Mixture

Botanic Name	Common Name	PLS Seeding Rate	Comments
<i>Asclepias syriaca</i>	Common Milkweed	4 oz/acre	No cultivars, local ecotype
<i>Asclepias tuberosa</i>	Butterfly Milkweed	3 oz/acre	No cultivars, local ecotype
<i>Desmodium canadense</i>	Canada Tick-Trefoil	4 oz/acre	No cultivars, local ecotype
<i>Echinacea pallida</i>	Pale Purple Coneflower	4 oz/acre	No cultivars, local ecotype
<i>Heliopsis helianthoides</i>	False Sunflower	4 oz/acre	No cultivars, local ecotype
<i>Monarda fistulosa</i>	Wild Bergamot	6 oz/acre	No cultivars, local ecotype

2022-2023 VARIOUS HIGHWAY LANDSCAPING
VARIOUS LOCATIONS
SEC. 22-HWYLS-03-LS

<i>Penstemon digitalis</i>	Foxglove Beard Tongue	6 oz/acre	No cultivars, local ecotype
<i>Ratibida pinnata</i>	Yellow Coneflower	8 oz/acre	No cultivars, local ecotype
<i>Rudbeckia hirta</i>	Black-eyed Susan	8 oz/acre	No cultivars, local ecotype
<i>Oligoneuron rigidum</i>	Stiff Goldenrod	3 oz/acre	No cultivars, local ecotype
<i>Symphyotrichum novae-angliae</i>	New England Aster	4 oz/acre	No cultivars, local ecotype
<i>Zizia aurea</i>	Golden Alexanders	3.0 oz/acre	No cultivars, local ecotype

Omit Article 250.08 Selective Mowing Stakes. Selective mowing stakes will not be required.

Replace Article 250.09 Method of Measurement with the following: The Engineer will estimate required seeding quantity on work orders. The Contractor shall measure in place seeding and provide said quantity to the Engineer for review. The Engineer reserves the right to adjust quantities based upon their inspection to reflect any work not completed in substantial conformance with the contract documents. Seed bed preparation and fertilizer nutrients will not be measured separately but are considered included in the work.

Replace Article 250.10 Basis of Payment with the following: This work will be paid for at the contract unit price per square yard for Seeding of the Class specified.

EROSION CONTROL BLANKET (K-1)

Description: This work consists of furnishing and installing biodegradable straw erosion control blanket.

Requirements: All work shall conform to the requirements of Section 251 except as modified herein.

Modify Article 251.02 Materials as follows: Erosion control blanket shall have stitching of 100% biodegradable thread on one and a half inch (1.5”) centers or closer, one half (0.5) pound of 100% straw fill per square yard, such as S75BN manufactured by North American Green or approved equivalent. Staples shall be six-inch (6”) metal staples.

Modify Article 251.04 Erosion Control Blanket as follows: Omit references to excelsior erosion control blanket. Erosion control blanket must be installed on the same day seed is planted. Follow manufacturer’s recommendations for anchoring erosion control blanket, including staple pattern and density.

Replace Article 251.06 Method of Measurement with the following: The Engineer will estimate required erosion control blanket quantity on work orders. The Contractor shall measure in place surface area of ground covered by erosion control blanket and provide said quantity to the Engineer for review. Overlapping blankets, trenched in blanket, waste material, staples, etc. shall not be measured. The Engineer reserves the right to adjust quantities based upon their inspection to reflect any work not completed in substantial conformance with the contract documents.

Replace Article 251.07 Basis of Payment with the following: This work will be paid for at the contract unit price per square yard for Erosion Control Blanket.

INDEX
FOR
SUPPLEMENTAL SPECIFICATIONS
AND RECURRING SPECIAL PROVISIONS

Adopted January 1, 2021

This index contains a listing of SUPPLEMENTAL SPECIFICATIONS, frequently used RECURRING SPECIAL PROVISIONS, and LOCAL ROADS AND STREETS RECURRING SPECIAL PROVISIONS.

ERRATA Standard Specifications for Road and Bridge Construction
(Adopted 4-1-16) (Revised 1-1-21)

SUPPLEMENTAL SPECIFICATIONS

<u>Std. Spec. Sec.</u>	<u>Page No.</u>
106 Control of Materials	1
107 Legal Regulations and Responsibility to Public	2
109 Measurement and Payment	3
205 Embankment	4
403 Bituminous Surface Treatment (Class A-1, A-2, A-3)	5
404 Micro-Surfacing and Slurry Sealing	6
405 Cape Seal	17
406 Hot-Mix Asphalt Binder and Surface Course	27
420 Portland Cement Concrete Pavement	28
424 Portland Cement Concrete Sidewalk	30
442 Pavement Patching	31
502 Excavation for Structures	32
503 Concrete Structures	35
504 Precast Concrete Structures	38
505 Steel Structures	40
506 Cleaning and Painting New Steel Structures	41
511 Slope Wall	42
522 Retaining Walls	44
542 Pipe Culverts	45
586 Sand Backfill for Vaulted Abutments	46
602 Catch Basin, Manhole, Inlet, Drainage Structure, and Valve Vault Construction, Adjustment, and Reconstruction	48
603 Adjusting Frames and Grates of Drainage and Utility Structures	49
630 Steel Plate Beam Guardrail	50
631 Traffic Barrier Terminals	53
670 Engineer's Field Office and Laboratory	54
701 Work Zone Traffic Control and Protection	55
704 Temporary Concrete Barrier	58
780 Pavement Striping	60
781 Raised Reflective Pavement Markers	61
783 Pavement Marking and Marker Removal	62
888 Pedestrian Push-Button	64
1001 Cement	65
1003 Fine Aggregates	66
1004 Coarse Aggregates	67

1006	Metals	70
1008	Structural Steel Coatings	73
1020	Portland Cement Concrete	77
1043	Adjusting Rings	79
1050	Poured Joint Sealers	81
1069	Pole and Tower	83
1077	Post and Foundation	84
1083	Elastomeric Bearings	85
1095	Pavement Markings	86
1096	Pavement Markers	87
1101	General Equipment	88
1102	Hot-Mix Asphalt Equipment	89
1103	Portland Cement Concrete Equipment	91
1105	Pavement Marking Equipment	93
1106	Work Zone Traffic Control Devices	95



Local Public Agency

County

Section Number

DuPage County Division of Transportation

DuPage

22-HWYLS-01-LS

☐ **Check this box for lettings prior to 01/01/2022.**

The Following Recurring Special Provisions Indicated By An "X" Are Applicable To This Contract And Are Included By Reference:

Recurring Special Provisions

<u>Check Sheet #</u>		<u>Reference Page No.</u>
1	<input type="checkbox"/> Additional State Requirements for Federal-Aid Construction Contracts	1
2	<input type="checkbox"/> Subletting of Contracts (Federal-Aid Contracts)	4
3	<input type="checkbox"/> EEO	5
4	<input type="checkbox"/> Specific EEO Responsibilities Non Federal-Aid Contracts	15
5	<input type="checkbox"/> Required Provisions - State Contracts	20
6	<input type="checkbox"/> Asbestos Bearing Pad Removal	26
7	<input type="checkbox"/> Asbestos Waterproofing Membrane and Asbestos HMA Surface Removal	27
8	<input type="checkbox"/> Temporary Stream Crossings and In-Stream Work Pads	28
9	<input type="checkbox"/> Construction Layout Stakes	29
10	<input type="checkbox"/> Use of Geotextile Fabric for Railroad Crossing	32
11	<input type="checkbox"/> Subsealing of Concrete Pavements	34
12	<input type="checkbox"/> Hot-Mix Asphalt Surface Correction	38
13	<input type="checkbox"/> Pavement and Shoulder Resurfacing	40
14	<input type="checkbox"/> Patching with Hot-Mix Asphalt Overlay Removal	41
15	<input type="checkbox"/> Polymer Concrete	43
16	<input type="checkbox"/> PVC Pipeliner	45
17	<input type="checkbox"/> Bicycle Racks	46
18	<input type="checkbox"/> Temporary Portable Bridge Traffic Signals	48
19	<input type="checkbox"/> Nighttime Inspection of Roadway Lighting	50
20	<input type="checkbox"/> English Substitution of Metric Bolts	51
21	<input type="checkbox"/> Calcium Chloride Accelerator for Portland Cement Concrete	52
22	<input type="checkbox"/> Quality Control of Concrete Mixtures at the Plant	53
23	<input type="checkbox"/> Quality Control/Quality Assurance of Concrete Mixtures	61
24	<input type="checkbox"/> Digital Terrain Modeling for Earthwork Calculations	77
25	<input type="checkbox"/> Preventive Maintenance - Bituminous Surface Treatment (A-1)	79
26	<input type="checkbox"/> Temporary Raised Pavement Markers	85
27	<input type="checkbox"/> Restoring Bridge Approach Pavements Using High-Density Foam	86
28	<input type="checkbox"/> Portland Cement Concrete Inlay or Overlay	89
29	<input type="checkbox"/> Portland Cement Concrete Partial Depth Hot-Mix Asphalt Patching	93
30	<input type="checkbox"/> Longitudinal Joint and Crack Patching	96
31	<input type="checkbox"/> Concrete Mix Design - Department Provided	98
32	<input type="checkbox"/> Station Numbers in Pavements or Overlays	99

The Following Local Roads And Streets Recurring Special Provisions Indicated By An "X" Are Applicable To This Contract And Are Included By Reference:

Local Roads And Streets Recurring Special Provisions

<u>Check Sheet #</u>			<u>Page No.</u>
LRS 1		Reserved	101
LRS 2	<input type="checkbox"/>	Furnished Excavation	102
LRS 3	<input checked="" type="checkbox"/>	Work Zone Traffic Control Surveillance	103
LRS 4	<input type="checkbox"/>	Flaggers in Work Zones	104
LRS 5	<input type="checkbox"/>	Contract Claims	105
LRS 6	<input checked="" type="checkbox"/>	Bidding Requirements and Conditions for Contract Proposals	106
LRS 7	<input type="checkbox"/>	Bidding Requirements and Conditions for Material Proposals	112
LRS 8		Reserved	118
LRS 9	<input type="checkbox"/>	Bituminous Surface Treatments	119
LRS 10		Reserved	123
LRS 11	<input type="checkbox"/>	Employment Practices	124
LRS 12	<input checked="" type="checkbox"/>	Wages of Employees on Public Works	126
LRS 13	<input type="checkbox"/>	Selection of Labor	128
LRS 14	<input type="checkbox"/>	Paving Brick and Concrete Paver Pavements and Sidewalks	129
LRS 15	<input type="checkbox"/>	Partial Payments	132
LRS 16	<input type="checkbox"/>	Protests on Local Lettings	133
LRS 17	<input type="checkbox"/>	Substance Abuse Prevention Program	134
LRS 18	<input type="checkbox"/>	Multigrade Cold Mix Asphalt	135
LRS 19	<input type="checkbox"/>	Reflective Crack Control Treatment	136

Instructions for BLR 11300 - Page 1 of 1

Note: Instructions are not to be submitted with the form.

This form shall be used and included in proposal/contract documents. Items checked on the check sheet are included by reference and do not need to also be attached.

For more information see Chapter 11 of the Bureau of Local Roads and Street Manual (BLRS Manual).

Local Public Agency	Insert the name of the Local Public Agency (LPA) the proposal is for.
County	From the drop down, select the name of the County in which the LPA is located.
Section Number	Insert the section number without dashes that the proposal/contract is for.
Check Box for Letting Date	Check this box if the letting is to be held prior to January 1, 2022. For lettings held on or after January 1, 2022 leave the box blank. This choice allows the correct version of the form to display for the desired letting.
Special Provisions	Check the boxes for the Recurring Special Provisions and the Local Roads and Streets Recurring Special Provisions which are to be included in this proposal/contract package by reference.

This form is to be submitted in the proposal packet for material proposal/deliver and install proposals and contract proposals.

DuPage County Prevailing Wage Rates posted on 1/6/2022

Trade Title	Rg	Type	C	Base	Foreman	Overtime				H/W	Pension	Vac	Trng	Other Ins
						M-F	Sa	Su	Hol					
ASBESTOS ABT-GEN	All	ALL		45.90	46.90	1.5	1.5	2.0	2.0	16.55	14.71	0.00	0.90	
ASBESTOS ABT-MEC	All	BLD		38.85	41.96	1.5	1.5	2.0	2.0	14.42	12.61	0.00	0.82	
BOILERMAKER	All	BLD		52.61	57.34	2.0	2.0	2.0	2.0	6.97	22.34	0.00	1.40	
BRICK MASON	All	BLD		48.56	53.42	1.5	1.5	2.0	2.0	11.70	21.06	0.00	1.03	
CARPENTER	All	ALL		50.86	52.86	1.5	1.5	2.0	2.0	11.79	24.76	0.00	0.79	
CEMENT MASON	All	ALL		47.50	49.50	2.0	1.5	2.0	2.0	16.75	20.74	0.00	1.00	
CERAMIC TILE FINISHER	All	BLD		42.80	42.80	1.5	1.5	2.0	2.0	11.45	14.27	0.00	0.94	
COMMUNICATION TECHNICIAN	All	BLD		34.71	37.51	1.5	1.5	2.0	2.0	12.85	23.75	3.20	0.68	0.10
ELECTRIC PWR EQMT OP	All	ALL		46.06	62.84	1.5	1.5	2.0	2.0	6.75	12.90	0.00	1.15	1.38
ELECTRIC PWR GRNDMAN	All	ALL		35.38	62.84	1.5	1.5	2.0	2.0	6.75	9.91	0.00	0.88	1.06
ELECTRIC PWR LINEMAN	All	ALL		55.37	62.84	1.5	1.5	2.0	2.0	6.75	15.50	0.00	1.38	1.66
ELECTRIC PWR TRK DRV	All	ALL		36.67	62.84	1.5	1.5	2.0	2.0	6.75	10.27	0.00	0.92	1.10
ELECTRICIAN	All	BLD		41.83	46.08	1.5	1.5	2.0	2.0	12.85	27.00	6.85	0.85	0.10
ELEVATOR CONSTRUCTOR	All	BLD		60.42	67.97	2.0	2.0	2.0	2.0	15.87	19.31	4.83	0.64	
FENCE ERECTOR	NE	ALL		45.67	47.67	1.5	1.5	2.0	2.0	13.68	16.39	0.00	0.65	
FENCE ERECTOR	W	ALL		48.83	52.74	2.0	2.0	2.0	2.0	13.31	25.25	0.00	1.28	
GLAZIER	All	BLD		47.73	49.23	1.5	2.0	2.0	2.0	14.99	23.42	0.00	1.43	
HEAT/FROST INSULATOR	All	BLD		51.80	54.91	1.5	1.5	2.0	2.0	14.42	15.36	0.00	0.82	
IRON WORKER	E	ALL		54.51	56.51	2.0	2.0	2.0	2.0	15.40	25.06	0.00	0.44	
IRON WORKER	W	ALL		48.83	52.74	2.0	2.0	2.0	2.0	13.31	25.25	0.00	1.28	
LABORER	All	ALL		45.90	46.65	1.5	1.5	2.0	2.0	16.55	14.71	0.00	0.90	
LATHER	All	ALL		50.86	52.86	1.5	1.5	2.0	2.0	11.79	24.76	0.00	0.79	
MACHINIST	All	BLD		50.68	53.18	1.5	1.5	2.0	2.0	8.93	8.95	1.85	1.47	
MARBLE FINISHER	All	ALL		37.00	50.10	1.5	1.5	2.0	2.0	11.70	19.10	0.00	0.93	
MARBLE MASON	All	BLD		47.71	52.48	1.5	1.5	2.0	2.0	11.70	20.53	0.00	1.02	
MATERIAL TESTER I	All	ALL		35.90		1.5	1.5	2.0	2.0	16.55	14.71	0.00	0.90	
MATERIALS TESTER II	All	ALL		40.90		1.5	1.5	2.0	2.0	16.55	14.71	0.00	0.90	
MILLWRIGHT	All	ALL		50.86	52.86	1.5	1.5	2.0	2.0	11.79	24.76	0.00	0.79	
OPERATING ENGINEER	All	BLD	1	53.60	57.60	2.0	2.0	2.0	2.0	21.40	18.60	2.00	2.40	
OPERATING ENGINEER	All	BLD	2	52.30	57.60	2.0	2.0	2.0	2.0	21.40	18.60	2.00	2.40	
OPERATING ENGINEER	All	BLD	3	49.75	57.60	2.0	2.0	2.0	2.0	21.40	18.60	2.00	2.40	

OPERATING ENGINEER	All	BLD	4	48.00	57.60	2.0	2.0	2.0	2.0	21.40	18.60	2.00	2.40	
OPERATING ENGINEER	All	BLD	5	57.35	57.60	2.0	2.0	2.0	2.0	21.40	18.60	2.00	2.40	
OPERATING ENGINEER	All	BLD	6	54.60	57.60	2.0	2.0	2.0	2.0	21.40	18.60	2.00	2.40	
OPERATING ENGINEER	All	BLD	7	56.60	57.60	2.0	2.0	2.0	2.0	21.40	18.60	2.00	2.40	
OPERATING ENGINEER	All	FLT		41.00	41.00	1.5	1.5	2.0	2.0	20.90	17.85	2.00	2.15	
OPERATING ENGINEER	All	HWY	1	51.80	55.80	1.5	1.5	2.0	2.0	21.40	18.60	2.00	2.40	
OPERATING ENGINEER	All	HWY	2	51.25	55.80	1.5	1.5	2.0	2.0	21.40	18.60	2.00	2.40	
OPERATING ENGINEER	All	HWY	3	49.20	55.80	1.5	1.5	2.0	2.0	21.40	18.60	2.00	2.40	
OPERATING ENGINEER	All	HWY	4	47.80	55.80	1.5	1.5	2.0	2.0	21.40	18.60	2.00	2.40	
OPERATING ENGINEER	All	HWY	5	46.60	55.80	1.5	1.5	2.0	2.0	21.40	18.60	2.00	2.40	
OPERATING ENGINEER	All	HWY	6	54.80	55.80	1.5	1.5	2.0	2.0	21.40	18.60	2.00	2.40	
OPERATING ENGINEER	All	HWY	7	52.80	55.80	1.5	1.5	2.0	2.0	21.40	18.60	2.00	2.40	
ORNAMENTAL IRON WORKER	E	ALL		52.13	54.63	2.0	2.0	2.0	2.0	14.23	23.99	0.00	1.25	
ORNAMENTAL IRON WORKER	W	ALL		48.83	52.74	2.0	2.0	2.0	2.0	13.31	25.25	0.00	1.28	
PAINTER	All	ALL		49.30	51.30	1.5	1.5	1.5	2.0	19.08	4.15	0.00	1.10	
PAINTER - SIGNS	All	BLD		40.74	45.75	1.5	1.5	2.0	2.0	3.04	3.90	0.00	0.00	
PILEDRIIVER	All	ALL		50.86	52.86	1.5	1.5	2.0	2.0	11.79	24.76	0.00	0.79	
PIPEFITTER	All	BLD		52.00	55.00	1.5	1.5	2.0	2.0	11.60	21.85	0.00	2.92	
PLASTERER	All	BLD		48.60	51.52	1.5	1.5	2.0	2.0	11.70	20.98	0.00	1.02	
PLUMBER	All	BLD		52.80	55.95	1.5	1.5	2.0	2.0	16.45	16.75	0.00	1.47	
ROOFER	All	BLD		46.70	50.70	1.5	1.5	2.0	2.0	11.58	14.56	0.00	0.96	
SHEETMETAL WORKER	All	BLD		51.83	54.42	1.5	1.5	2.0	2.0	11.22	19.08	0.00	1.45	2.46
SPRINKLER FITTER	All	BLD		52.25	55.00	1.5	1.5	2.0	2.0	14.20	18.60	0.00	0.75	
STEEL ERECTOR	E	ALL		54.51	56.51	2.0	2.0	2.0	2.0	15.40	25.06	0.00	0.44	
STEEL ERECTOR	W	ALL		48.83	52.74	2.0	2.0	2.0	2.0	13.31	25.25	0.00	1.28	
STONE MASON	All	BLD		48.56	53.42	1.5	1.5	2.0	2.0	11.70	21.06	0.00	1.03	
TERRAZZO FINISHER	All	BLD		44.54	44.54	1.5	1.5	2.0	2.0	11.45	16.64	0.00	0.97	
TERRAZZO MASON	All	BLD		48.38	51.88	1.5	1.5	2.0	2.0	11.45	18.10	0.00	1.00	
TILE MASON	All	BLD		49.75	53.75	1.5	1.5	2.0	2.0	11.45	17.98	0.00	1.02	
TRAFFIC SAFETY WORKER	All	HWY		38.50	40.10	1.5	1.5	2.0	2.0	8.90	8.90	0.00	0.90	
TRUCK DRIVER	All	ALL	1	40.06	40.61	1.5	1.5	2.0	2.0	10.15	13.57	0.00	0.15	
TRUCK DRIVER	All	ALL	2	40.21	40.61	1.5	1.5	2.0	2.0	10.15	13.57	0.00	0.15	
TRUCK DRIVER	All	ALL	3	40.41	40.61	1.5	1.5	2.0	2.0	10.15	13.57	0.00	0.15	
TRUCK DRIVER	All	ALL	4	40.61	40.61	1.5	1.5	2.0	2.0	10.15	13.57	0.00	0.15	
TUCKPOINTER	All	BLD		48.25	49.25	1.5	1.5	2.0	2.0	8.79	20.47	0.00	1.01	

Legend

Rg Region

Type Trade Type - All, Highway, Building, Floating, Oil & Chip, Rivers

C Class

Base Base Wage Rate

OT M-F Unless otherwise noted, OT pay is required for any hour greater than 8 worked each day, Mon through Fri. The number listed is the multiple of the base wage.

OT Sa Overtime pay required for every hour worked on Saturdays

OT Su Overtime pay required for every hour worked on Sundays

OT Hol Overtime pay required for every hour worked on Holidays

H/W Health/Welfare benefit

Vac Vacation

Trng Training

Other Ins Employer hourly cost for any other type(s) of insurance provided for benefit of worker.

Explanations DUPAGE COUNTY

IRON WORKERS AND FENCE ERECTOR (WEST) - West of Route 53.

The following list is considered as those days for which holiday rates of wages for work performed apply: New Years Day, Memorial Day, Fourth of July, Labor Day, Thanksgiving Day, Christmas Day and Veterans Day in some classifications/counties. Generally, any of these holidays which fall on a Sunday is celebrated on the following Monday. This then makes work performed on that Monday payable at the appropriate overtime rate for holiday pay. Common practice in a given local may alter certain days of celebration. If in doubt, please check with IDOL.

EXPLANATION OF CLASSES

ASBESTOS - GENERAL - removal of asbestos material/mold and hazardous materials from any place in a building, including mechanical systems where those mechanical systems are to be removed. This includes the removal of asbestos materials/mold and hazardous materials from ductwork or pipes in a building when the building is to be demolished at the time or at some close future date.

ASBESTOS - MECHANICAL - removal of asbestos material from mechanical systems, such as pipes, ducts, and boilers, where the mechanical systems are to remain.

TRAFFIC SAFETY

Effective November 30, 2018, the description of the traffic safety worker trade in this County is as follows: Work associated with barricades, horses and drums used to reduce lane usage on highway work, the installation and removal of temporary, non-temporary or permanent lane, pavement or roadway markings, and the installation and removal of temporary road signs.

CERAMIC TILE FINISHER

The grouting, cleaning, and polishing of all classes of tile, whether for interior or exterior purposes, all burned, glazed or unglazed products; all composition materials, granite tiles, warning detectable tiles, cement tiles, epoxy composite materials, pavers, glass, mosaics, fiberglass, and all substitute materials, for tile made in tile-like units; all mixtures in tile like form of cement, metals, and other materials that are for and intended for use as a finished floor surface, stair treads, promenade roofs, walks, walls, ceilings, swimming pools, and all other places where tile is to form a finished interior or exterior. The mixing of all setting mortars including but not limited to thin-set mortars, epoxies, wall mud, and any other sand and cement mixtures or adhesives when

used in the preparation, installation, repair, or maintenance of tile and/or similar materials. The handling and unloading of all sand, cement, lime, tile, fixtures, equipment, adhesives, or any other materials to be used in the preparation, installation, repair, or maintenance of tile and/or similar materials. Ceramic Tile Finishers shall fill all joints and voids regardless of method on all tile work, particularly and especially after installation of said tile work. Application of any and all protective coverings to all types of tile installations including, but not be limited to, all soap compounds, paper products, tapes, and all polyethylene coverings, plywood, masonite, cardboard, and any new type of products that may be used to protect tile installations, Blastrac equipment, and all floor scarifying equipment used in preparing floors to receive tile. The clean up and removal of all waste and materials. All demolition of existing tile floors and walls to be re-tiled.

COMMUNICATIONS TECHNICIAN

Low voltage installation, maintenance and removal of telecommunication facilities (voice, sound, data and video) including telephone and data inside wire, interconnect, terminal equipment, central offices, PABX, fiber optic cable and equipment, micro waves, V-SAT, bypass, CATV, WAN (wide area networks), LAN (local area networks), and ISDN (integrated system digital network), pulling of wire in raceways, but not the installation of raceways.

MARBLE FINISHER

Loading and unloading trucks, distribution of all materials (all stone, sand, etc.), stocking of floors with material, performing all rigging for heavy work, the handling of all material that may be needed for the installation of such materials, building of scaffolding, polishing if needed, patching, waxing of material if damaged, pointing up, caulking, grouting and cleaning of marble, holding water on diamond or Carborundum blade or saw for setters cutting, use of tub saw or any other saw needed for preparation of material, drilling of holes for wires that anchor material set by setters, mixing up of molding plaster for installation of material, mixing up thin set for the installation of material, mixing up of sand to cement for the installation of material and such other work as may be required in helping a Marble Setter in the handling of all material in the erection or installation of interior marble, slate, travertine, art marble, serpentine, alberene stone, blue stone, granite and other stones (meaning as to stone any foreign or domestic materials as are specified and used in building interiors and exteriors and customarily known as stone in the trade), carrara, sanionyx, vitrolite and similar opaque glass and the laying of all marble tile, terrazzo tile, slate tile and precast tile, steps, risers treads, base, or any other materials that may be used as substitutes for any of the aforementioned materials and which are used on interior and exterior which are installed in a similar manner.

MATERIAL TESTER I: Hand coring and drilling for testing of materials; field inspection of uncured concrete and asphalt.

MATERIAL TESTER II: Field inspection of welds, structural steel, fireproofing, masonry, soil, facade, reinforcing steel, formwork, cured concrete, and concrete and asphalt batch plants; adjusting proportions of bituminous mixtures.

OPERATING ENGINEER - BUILDING

Class 1. Asphalt Plant; Asphalt Spreader; Autograde; Backhoes with Caisson Attachment; Batch Plant; Benoto (requires Two Engineers); Boiler and Throttle Valve; Caisson Rigs; Central Redi-Mix Plant; Combination Back Hoe Front End-loader Machine; Compressor and Throttle Valve; Concrete Breaker (Truck Mounted); Concrete Conveyor; Concrete Conveyor (Truck Mounted); Concrete Paver Over 27E cu. ft; Concrete Paver 27E cu. ft. and Under; Concrete Placer; Concrete Placing Boom; Concrete Pump (Truck Mounted); Concrete Tower; Cranes, All; Cranes, Hammerhead; Cranes, (GCI and similar Type); Creter Crane; Spider Crane; Crusher, Stone, etc.; Derricks, All; Derricks, Traveling; Formless Curb and Gutter Machine; Grader, Elevating; Grouting Machines; Heavy Duty Self-Propelled Transporter or Prime Mover; Highlift Shovels or Front Endloader 2-1/4 yd. and over; Hoists, Elevators, outside type rack and pinion and similar machines; Hoists, One, Two and Three Drum; Hoists, Two Tugger One Floor; Hydraulic Backhoes; Hydraulic Boom Trucks; Hydro Vac (and similar equipment); Locomotives, All; Motor Patrol; Lubrication Technician; Manipulators; Pile Drivers and Skid Rig; Post Hole Digger; Pre-Stress Machine; Pump Cretes Dual Ram; Pump Cretes: Squeeze Cretes-Screw Type Pumps; Gypsum Bulker and Pump; Raised and Blind Hole Drill; Roto Mill Grinder; Scoops - Tractor Drawn; Slip-Form Paver; Straddle Buggies; Operation of Tie Back Machine; Tournapull; Tractor with Boom and Side Boom; Trenching

Machines.

Class 2. Boilers; Broom, All Power Propelled; Bulldozers; Concrete Mixer (Two Bag and Over); Conveyor, Portable; Forklift Trucks; Highlift Shovels or Front Endloaders under 2-1/4 yd.; Hoists, Automatic; Hoists, Inside Elevators; Hoists, Sewer Dragging Machine; Hoists, Tugger Single Drum; Laser Screed; Rock Drill (Self-Propelled); Rock Drill (Truck Mounted); Rollers, All; Steam Generators; Tractors, All; Tractor Drawn Vibratory Roller; Winch Trucks with "A" Frame.

Class 3. Air Compressor; Combination Small Equipment Operator; Generators; Heaters, Mechanical; Hoists, Inside Elevators (remodeling or renovation work); Hydraulic Power Units (Pile Driving, Extracting, and Drilling); Pumps, over 3" (1 to 3 not to exceed a total of 300 ft.); Low Boys; Pumps, Well Points; Welding Machines (2 through 5); Winches, 4 Small Electric Drill Winches.

Class 4. Bobcats and/or other Skid Steer Loaders; Oilers; and Brick Forklift.

Class 5. Assistant Craft Foreman.

Class 6. Gradall.

Class 7. Mechanics; Welders.

OPERATING ENGINEERS - HIGHWAY CONSTRUCTION

Class 1. Asphalt Plant; Asphalt Heater and Planer Combination; Asphalt Heater Scarfire; Asphalt Spreader; Autograder/GOMACO or other similar type machines; ABG Paver; Backhoes with Caisson Attachment; Ballast Regulator; Belt Loader; Caisson Rigs; Car Dumper; Central Redi-Mix Plant; Combination Backhoe Front Endloader Machine, (1 cu. yd. Backhoe Bucket or over or with attachments); Concrete Breaker (Truck Mounted); Concrete Conveyor; Concrete Paver over 27E cu. ft.; Concrete Placer; Concrete Tube Float; Cranes, all attachments; Cranes, Tower Cranes of all types: Creter Crane; Spider Crane; Crusher, Stone, etc.; Derricks, All; Derrick Boats; Derricks, Traveling; Dredges; Elevators, Outside type Rack & Pinion and Similar Machines; Formless Curb and Gutter Machine; Grader, Elevating; Grader, Motor Grader, Motor Patrol, Auto Patrol, Form Grader, Pull Grader, Subgrader; Guard Rail Post Driver Truck Mounted; Hoists, One, Two and Three Drum; Heavy Duty Self-Propelled Transporter or Prime Mover; Hydraulic Backhoes; Backhoes with shear attachments up to 40' of boom reach; Lubrication Technician; Manipulators; Mucking Machine; Pile Drivers and Skid Rig; Pre-Stress Machine; Pump Cretes Dual Ram; Rock Drill - Crawler or Skid Rig; Rock Drill - Truck Mounted; Rock/Track Tamper; Roto Mill Grinder; Slip-Form Paver; Snow Melters; Soil Test Drill Rig (Truck Mounted); Straddle Buggies; Hydraulic Telescoping Form (Tunnel); Operation of Tieback Machine; Tractor Drawn Belt Loader; Tractor Drawn Belt Loader (with attached pusher - two engineers); Tractor with Boom; Tractaire with Attachments; Traffic Barrier Transfer Machine; Trenching; Truck Mounted Concrete Pump with Boom; Raised or Blind Hole Drills (Tunnel Shaft); Underground Boring and/or Mining Machines 5 ft. in diameter and over tunnel, etc; Underground Boring and/or Mining Machines under 5 ft. in diameter; Wheel Excavator; Widener (APSCO).

Class 2. Batch Plant; Bituminous Mixer; Boiler and Throttle Valve; Bulldozers; Car Loader Trailing Conveyors; Combination Backhoe Front Endloader Machine (Less than 1 cu. yd. Backhoe Bucket or over or with attachments); Compressor and Throttle Valve; Compressor, Common Receiver (3); Concrete Breaker or Hydro Hammer; Concrete Grinding Machine; Concrete Mixer or Paver 7S Series to and including 27 cu. ft.; Concrete Spreader; Concrete Curing Machine, Burlap Machine, Belting Machine and Sealing Machine; Concrete Wheel Saw; Conveyor Muck Cars (Haglund or Similar Type); Drills, All; Finishing Machine - Concrete; Highlift Shovels or Front Endloader; Hoist - Sewer Dragging Machine; Hydraulic Boom Trucks (All Attachments); Hydro-Blaster; Hydro Excavating (excluding hose work); Laser Screed; All Locomotives, Dinky; Off-Road Hauling Units (including articulating) Non Self-Loading Ejection Dump; Pump Cretes: Squeeze Cretes - Screw Type Pumps, Gypsum Bulker and Pump; Roller, Asphalt; Rotary Snow Plows; Rototiller, Seaman, etc., self-propelled; Self-Propelled Compactor; Spreader - Chip - Stone, etc.; Scraper - Single/Twin Engine/Push and Pull; Scraper - Prime Mover in Tandem (Regardless of Size); Tractors pulling attachments, Sheeps Foot, Disc, Compactor, etc.; Tug Boats.

Class 3. Boilers; Brooms, All Power Propelled; Cement Supply Tender; Compressor, Common Receiver (2); Concrete Mixer (Two

Bag and Over); Conveyor, Portable; Farm-Type Tractors Used for Mowing, Seeding, etc.; Forklift Trucks; Grouting Machine; Hoists, Automatic; Hoists, All Elevators; Hoists, Tugger Single Drum; Jeep Diggers; Low Boys; Pipe Jacking Machines; Post-Hole Digger; Power Saw, Concrete Power Driven; Pug Mills; Rollers, other than Asphalt; Seed and Straw Blower; Steam Generators; Stump Machine; Winch Trucks with "A" Frame; Work Boats; Tamper-Form-Motor Driven.

Class 4. Air Compressor; Combination - Small Equipment Operator; Directional Boring Machine; Generators; Heaters, Mechanical; Hydraulic Power Unit (Pile Driving, Extracting, or Drilling); Light Plants, All (1 through 5); Pumps, over 3" (1 to 3 not to exceed a total of 300 ft.); Pumps, Well Points; Vacuum Trucks (excluding hose work); Welding Machines (2 through 5); Winches, 4 Small Electric Drill Winches.

Class 5. SkidSteer Loader (all); Brick Forklifts; Oilers.

Class 6. Field Mechanics and Field Welders

Class 7. Dowell Machine with Air Compressor; Gradall and machines of like nature.

OPERATING ENGINEER - FLOATING

Diver. Diver Wet Tender, Diver Tender, ROV Pilot, ROV Tender

TRUCK DRIVER - BUILDING, HEAVY AND HIGHWAY CONSTRUCTION

Class 1. Two or three Axle Trucks. A-frame Truck when used for transportation purposes; Air Compressors and Welding Machines, including those pulled by cars, pick-up trucks and tractors; Ambulances; Batch Gate Lockers; Batch Hopperman; Car and Truck Washers; Carry-alls; Fork Lifts and Hoisters; Helpers; Mechanics Helpers and Greasers; Oil Distributors 2-man operation; Pavement Breakers; Pole Trailer, up to 40 feet; Power Mower Tractors; Self-propelled Chip Spreader; Skipman; Slurry Trucks, 2-man operation; Slurry Truck Conveyor Operation, 2 or 3 man; Teamsters; Unskilled Dumpman; and Truck Drivers hauling warning lights, barricades, and portable toilets on the job site.

Class 2. Four axle trucks; Dump Crets and Adgetors under 7 yards; Dumpsters, Track Trucks, Euclids, Hug Bottom Dump Turnapulls or Turnatrailers when pulling other than self-loading equipment or similar equipment under 16 cubic yards; Mixer Trucks under 7 yards; Ready-mix Plant Hopper Operator, and Winch Trucks, 2 Axles.

Class 3. Five axle trucks; Dump Crets and Adgetors 7 yards and over; Dumpsters, Track Trucks, Euclids, Hug Bottom Dump Turnatrailers or turnapulls when pulling other than self-loading equipment or similar equipment over 16 cubic yards; Explosives and/or Fission Material Trucks; Mixer Trucks 7 yards or over; Mobile Cranes while in transit; Oil Distributors, 1-man operation; Pole Trailer, over 40 feet; Pole and Expandable Trailers hauling material over 50 feet long; Slurry trucks, 1-man operation; Winch trucks, 3 axles or more; Mechanic--Truck Welder and Truck Painter.

Class 4. Six axle trucks; Dual-purpose vehicles, such as mounted crane trucks with hoist and accessories; Foreman; Master Mechanic; Self-loading equipment like P.B. and trucks with scoops on the front.

TERRAZZO FINISHER

The handling of sand, cement, marble chips, and all other materials that may be used by the Mosaic Terrazzo Mechanic, and the mixing, grinding, grouting, cleaning and sealing of all Marble, Mosaic, and Terrazzo work, floors, base, stairs, and wainscoting by hand or machine, and in addition, assisting and aiding Marble, Masonic, and Terrazzo Mechanics.

Other Classifications of Work:

For definitions of classifications not otherwise set out, the Department generally has on file such definitions which are available. If a task to be performed is not subject to one of the classifications of pay set out, the Department will upon being contacted state

which neighboring county has such a classification and provide such rate, such rate being deemed to exist by reference in this document. If no neighboring county rate applies to the task, the Department shall undertake a special determination, such special determination being then deemed to have existed under this determination. If a project requires these, or any classification not listed, please contact IDOL at 217-782-1710 for wage rates or clarifications.

LANDSCAPING

Landscaping work falls under the existing classifications for laborer, operating engineer and truck driver. The work performed by landscape plantsman and landscape laborer is covered by the existing classification of laborer. The work performed by landscape operators (regardless of equipment used or its size) is covered by the classifications of operating engineer. The work performed by landscape truck drivers (regardless of size of truck driven) is covered by the classifications of truck driver.

MATERIAL TESTER & MATERIAL TESTER/INSPECTOR I AND II

Notwithstanding the difference in the classification title, the classification entitled "Material Tester I" involves the same job duties as the classification entitled "Material Tester/Inspector I". Likewise, the classification entitled "Material Tester II" involves the same job duties as the classification entitled "Material Tester/Inspector II".

BDE SPECIAL PROVISIONS
For the January 21, 2022 and March 11, 2022 Lettings

The following special provisions indicated by a "check mark" are applicable to this contract and will be included by the Project Coordination and Implementation Section of the BD&E. An * indicates a new or revised special provision for the letting.

File Name	#		Special Provision Title	Effective	Revised
* 80099	1	<input type="checkbox"/>	Accessible Pedestrian Signals (APS)	April 1, 2003	Jan. 1, 2022
80274	2	<input type="checkbox"/>	Aggregate Subgrade Improvement	April 1, 2012	April 1, 2016
80192	3	<input type="checkbox"/>	Automated Flagger Assistance Device	Jan. 1, 2008	
80173	4	<input type="checkbox"/>	Bituminous Materials Cost Adjustments	Nov. 2, 2006	Aug. 1, 2017
* 80426	5	<input type="checkbox"/>	Bituminous Surface Treatment with Fog Seal	Jan. 1, 2020	Jan. 1, 2022
80436	6	<input type="checkbox"/>	Blended Finely Divided Minerals	April 1, 2021	
80241	7	<input type="checkbox"/>	Bridge Demolition Debris	July 1, 2009	
50261	8	<input type="checkbox"/>	Building Removal-Case I (Non-Friable and Friable Asbestos)	Sept. 1, 1990	April 1, 2010
50481	9	<input type="checkbox"/>	Building Removal-Case II (Non-Friable Asbestos)	Sept. 1, 1990	April 1, 2010
50491	10	<input type="checkbox"/>	Building Removal-Case III (Friable Asbestos)	Sept. 1, 1990	April 1, 2010
50531	11	<input type="checkbox"/>	Building Removal-Case IV (No Asbestos)	Sept. 1, 1990	April 1, 2010
80384	12	<input type="checkbox"/>	Compensable Delay Costs	June 2, 2017	April 1, 2019
80198	13	<input type="checkbox"/>	Completion Date (via calendar days)	April 1, 2008	
80199	14	<input type="checkbox"/>	Completion Date (via calendar days) Plus Working Days	April 1, 2008	
80293	15	<input type="checkbox"/>	Concrete Box Culverts with Skews > 30 Degrees and Design Fills ≤ 5 Feet	April 1, 2012	July 1, 2016
80311	16	<input type="checkbox"/>	Concrete End Sections for Pipe Culverts	Jan. 1, 2013	April 1, 2016
80261	17	<input checked="" type="checkbox"/>	Construction Air Quality – Diesel Retrofit	June 1, 2010	Nov. 1, 2014
80434	18	<input type="checkbox"/>	Corrugated Plastic Pipe (Culvert and Storm Sewer)	Jan. 1, 2021	
80029	19	<input type="checkbox"/>	Disadvantaged Business Enterprise Participation	Sept. 1, 2000	March 2, 2019
80229	20	<input type="checkbox"/>	Fuel Cost Adjustment	April 1, 2009	Aug. 1, 2017
* 80433	21	<input type="checkbox"/>	Green Preformed Thermoplastic Pavement Markings	Jan. 1, 2021	Jan. 1, 2022
* 80422	22	<input type="checkbox"/>	High Tension Cable Median Barrier	Jan. 1, 2020	Jan. 1, 2022
* 80442	23	<input type="checkbox"/>	Hot-Mix Asphalt – Start of Production	Jan. 1, 2022	
* 80438	24	<input type="checkbox"/>	Illinois Works Apprenticeship Initiative – State Funded Contracts	June 2, 2021	Sept. 2, 2021
* 80411	25	<input type="checkbox"/>	Luminaires, LED	April 1, 2019	Jan. 1, 2022
* 80045	26	<input type="checkbox"/>	Material Transfer Device	June 15, 1999	Jan. 1, 2022
80418	27	<input type="checkbox"/>	Mechanically Stabilized Earth Retaining Walls	Nov. 1, 2019	Nov. 1, 2020
* 80441	28	<input type="checkbox"/>	Performance Graded Asphalt Binder	Jan. 1, 2022	
80430	29	<input type="checkbox"/>	Portland Cement Concrete – Haul Time	July 1, 2020	
* 34261	30	<input type="checkbox"/>	Railroad Protective Liability Insurance	Dec. 1, 1986	Jan. 1, 2022
80395	31	<input type="checkbox"/>	Sloped Metal End Section for Pipe Culverts	Jan. 1, 2018	
* 80340	32	<input type="checkbox"/>	Speed Display Trailer	April 2, 2014	Jan. 1, 2022
* 80127	33	<input type="checkbox"/>	Steel Cost Adjustment	April 2, 2004	Jan. 1, 2022
80397	34	<input type="checkbox"/>	Subcontractor and DBE Payment Reporting	April 2, 2018	
80391	35	<input type="checkbox"/>	Subcontractor Mobilization Payments	Nov. 2, 2017	April 1, 2019
80437	36	<input type="checkbox"/>	Submission of Payroll Records	April 1, 2021	
* 80435	37	<input type="checkbox"/>	Surface Testing of Pavements – IRI	Jan. 1, 2021	Jan. 1, 2022
80410	38	<input type="checkbox"/>	Traffic Spotters	Jan. 1, 2019	
* 20338	39	<input type="checkbox"/>	Training Special Provisions	Oct. 15, 1975	Sept. 2, 2021
80318	40	<input type="checkbox"/>	Traversable Pipe Grate for Concrete End Sections	Jan. 1, 2013	Jan. 1, 2018
* 80429	41	<input type="checkbox"/>	Ultra-Thin Bonded Wearing Course	April 1, 2020	Jan. 1, 2022
80439	42	<input type="checkbox"/>	Vehicle and Equipment Warning Lights	Nov. 1, 2021	
80440	43	<input type="checkbox"/>	Waterproofing Membrane System	Nov. 1, 2021	
80302	44	<input type="checkbox"/>	Weekly DBE Trucking Reports	June 2, 2012	Nov. 1, 2021
80427	45	<input type="checkbox"/>	Work Zone Traffic Control Devices	Mar. 2, 2020	
80071	46	<input type="checkbox"/>	Working Days	Jan. 1, 2002	

The following special provisions are in the 2022 Standard Specifications and Recurring Special Provisions.

<u>File Name</u>	<u>Special Provision Title</u>	<u>New Location(s)</u>	<u>Effective</u>	<u>Revised</u>
80425	Cape Seal	Sections 405, 1003	Jan. 1, 2020	Jan. 1, 2021
80387	Contrast Preformed Plastic Pavement Marking	Articles 780.08, 1095.03	Nov. 1, 2017	
80402	Disposal Fees	Article 109.04(b)	Nov. 1, 2018	
80378	Dowel Bar Inserter	Articles 420.03, 420.05, 1103.20	Jan. 1, 2017	Jan. 1, 2018
80421	Electric Service Installation	Articles 804.04, 804.05	Jan. 1, 2020	
80415	Emulsified Asphalts	Article 1032.06	Aug. 1, 2019	
80423	Engineer's Field Office and Laboratory	Section 670	Jan. 1, 2020	
80417	Geotechnical Fabric for Pipe Underdrains and French Drains	Articles 1080.01(a), 1080.05	Nov. 1, 2019	
80420	Geotextile Retaining Walls	Article 1080.06(d)	Nov. 1, 2019	
80304	Grooving for Recessed Pavement Markings	Articles 780.05, 780.14, 780.15	Nov. 1, 2012	Nov. 1, 2020
80416	Hot-Mix Asphalt – Binder and Surface Course	Sections 406, 1003, 1004, 1030, 1101	July 2, 2019	Nov. 1, 2019
80398	Hot-Mix Asphalt – Longitudinal Joint Sealant	Sections 406, 1032	Aug. 1, 2018	Nov. 1, 2019
80406	Hot-Mix Asphalt – Mixture Design Verification and Production (Modified for I-FIT)	Sections 406, 1030	Jan. 1, 2019	Jan. 2, 2021
80347	Hot-Mix Asphalt – Pay for Performance Using Percent Within Limits – Jobsite Sampling	Sections 406, 1030	Nov. 1, 2014	July 2, 2019
80383	Hot-Mix Asphalt – Quality Control for Performance	Sections 406, 1030	April 1, 2017	July 2, 2019
80393	Manholes, Valve Vaults, and Flat Slab Tops	Articles 602.02, 1042.10	Jan. 1, 2018	Mar. 1, 2019
80424	Micro-Surfacing and Slurry Sealing	Sections 404, 1003	Jan. 1, 2020	Jan. 1, 2021
80428	Mobilization	Article 671.02	April 1, 2020	
80412	Obstruction Warning Luminaires, LED	Sections 801, 822, 1067	Aug. 1, 2019	
80359	Portland Cement Concrete Bridge Deck Curing	Articles 1020.13, 1022.03	April 1, 2015	Nov. 1, 2019
80431	Portland Cement Concrete Pavement Patching	Articles 701.17(e)(3)b, 1001.01(d), 1020.05(b)(5)	July 1, 2020	
80432	Portland Cement Concrete Pavement Placement	Article 420.07	July 1, 2020	
80300	Preformed Plastic Pavement Marking Type D - Inlaid	Articles 780.08, 1095.03	April 1, 2012	April 1, 2016
80157	Railroad Protective Liability Insurance (5 and 10)	Article 107.11	Jan. 1, 2006	
80306	Reclaimed Asphalt Pavement (RAP) and Reclaimed Asphalt Shingles (RAS)	Section 1031	Nov. 1, 2012	Jan. 2, 2021
80407	Removal and Disposal of Regulated Substances	Section 669	Jan. 1 2019	Jan. 1, 2020
80419	Silt Fence, Inlet Filters, Ground Stabilization and Riprap Filter Fabric	Articles 280.02, 280.04, 1080.02, 1080.03, 1081.15	Nov. 1, 2019	July 1, 2021
80408	Steel Plate Beam Guardrail Manufacturing	Article 1006.25	Jan. 1, 2019	
80413	Structural Timber	Article 1007.03	Aug. 1, 2019	
80298	Temporary Pavement Marking	Section 703, Article 1095.06	April 1, 2012	April 1, 2017
80409	Traffic Control Devices – Cones	Article 701.15(a), 1106.02(b)	Jan. 1, 2019	
80288	Warm Mix Asphalt	Sections 406, 1030, 1102	Jan. 1, 2012	April 1, 2016
80414	Wood Fence Sight Screen	Article 641.02	Aug. 1, 2019	April 1, 2020

The following special provisions require additional information from the designer. The additional information needs to be submitted as a separate document. The Project Coordination and Implementation section will then include the information in the applicable special provision.

- Bridge Demolition Debris
- Building Removal - Case I
- Building Removal – Case II
- Building Removal - Case III
- Building Removal-Case IV
- Completion Date
- Completion Date Plus Working Days
- DBE Participation
- Railroad Protective Liability Insurance
- Training Special Provisions
- Working Days



Illinois Department of Transportation

Memorandum

To: All Regional Engineers
From: Omer M. Osman, P.E. *Omer M. Osman 7/11/14*
Subject: Special Provision for Construction Air Quality – Diesel Retrofit
Date: July 25, 2014

This special provision was developed by the Bureau of Design and Environment and the Bureau of Construction to reduce construction air emissions from older diesel equipment. The cover memo has been revised to change Baldwin Township to Baldwin Precinct in Randolph County.

This special provision should be inserted in all projects within the following counties, townships and precinct; Cook, DuPage, Kane, Lake, McHenry, Will, Jersey, Madison, Monroe, St. Clair, Aux Sable and Goose Lake Township in Grundy County, Oswego Township in Kendall County, and Baldwin Precinct in Randolph County.

The districts should include the BDE Check Sheet marked with the applicable special provisions for the November 7, 2014 and subsequent lettings. The Project Development and Implementation Section will include a copy in the contract.

This special provision will be available on the transfer directory July 25, 2014.

80261m

CONSTRUCTION AIR QUALITY – DIESEL RETROFIT (BDE)

Effective: June 1, 2010

Revised: November 1, 2014

The reduction of emissions of particulate matter (PM) for off-road equipment shall be accomplished by installing retrofit emission control devices. The term “equipment” refers to diesel fuel powered devices rated at 50 hp and above, to be used on the jobsite in excess of seven calendar days over the course of the construction period on the jobsite (including rental equipment).

Contractor and subcontractor diesel powered off-road equipment assigned to the contract shall be retrofitted using the phased in approach shown below. Equipment that is of a model year older than the year given for that equipment’s respective horsepower range shall be retrofitted:

Effective Dates	Horsepower Range	Model Year
June 1, 2010 ^{1/}	600-749	2002
	750 and up	2006
June 1, 2011 ^{2/}	100-299	2003
	300-599	2001
	600-749	2002
	750 and up	2006
June 1, 2012 ^{2/}	50-99	2004
	100-299	2003
	300-599	2001
	600-749	2002
	750 and up	2006

1/ Effective dates apply to Contractor diesel powered off-road equipment assigned to the contract.

2/ Effective dates apply to Contractor and subcontractor diesel powered off-road equipment assigned to the contract.

The retrofit emission control devices shall achieve a minimum PM emission reduction of 50 percent and shall be:

- a) Included on the U.S. Environmental Protection Agency (USEPA) *Verified Retrofit Technology List* (<http://www.epa.gov/cleandiesel/verification/verif-list.htm>), or verified by the California Air Resources Board (CARB) (<http://www.arb.ca.gov/diesel/verdev/vt/cvt.htm>); or
- b) Retrofitted with a non-verified diesel retrofit emission control device if verified retrofit emission control devices are not available for equipment proposed to be used on the project, and if the Contractor has obtained a performance certification from the retrofit

device manufacturer that the emission control device provides a minimum PM emission reduction of 50 percent.

Note: Large cranes (Crawler mounted cranes) which are responsible for critical lift operations are exempt from installing retrofit emission control devices if such devices adversely affect equipment operation.

Diesel powered off-road equipment with engine ratings of 50 hp and above, which are unable to be retrofitted with verified emission control devices or if performance certifications are not available which will achieve a minimum 50 percent PM reduction, may be granted a waiver by the Department if documentation is provided showing good faith efforts were made by the Contractor to retrofit the equipment.

Construction shall not proceed until the Contractor submits a certified list of the diesel powered off-road equipment that will be used, and as necessary, retrofitted with emission control devices. The list(s) shall include (1) the equipment number, type, make, Contractor/rental company name; and (2) the emission control devices make, model, USEPA or CARB verification number, or performance certification from the retrofit device manufacturer. Equipment reported as fitted with emissions control devices shall be made available to the Engineer for visual inspection of the device installation, prior to being used on the jobsite.

The Contractor shall submit an updated list of retrofitted off-road construction equipment as retrofitted equipment changes or comes on to the jobsite. The addition or deletion of any diesel powered equipment shall be included on the updated list.

If any diesel powered off-road equipment is found to be in non-compliance with any portion of this special provision, the Engineer will issue the Contractor a diesel retrofit deficiency deduction.

Any costs associated with retrofitting any diesel powered off-road equipment with emission control devices shall be considered as included in the contract unit prices bid for the various items of work involved and no additional compensation will be allowed. The Contractor's compliance with this notice and any associated regulations shall not be grounds for a claim.

Diesel Retrofit Deficiency Deduction

When the Engineer determines that a diesel retrofit deficiency exists, a daily monetary deduction will be imposed for each calendar day or fraction thereof the deficiency continues to exist. The calendar day(s) will begin when the time period for correction is exceeded and end with the Engineer's written acceptance of the correction. The daily monetary deduction will be \$1,000.00 for each deficiency identified.

The deficiency will be based on lack of diesel retrofit emissions control.

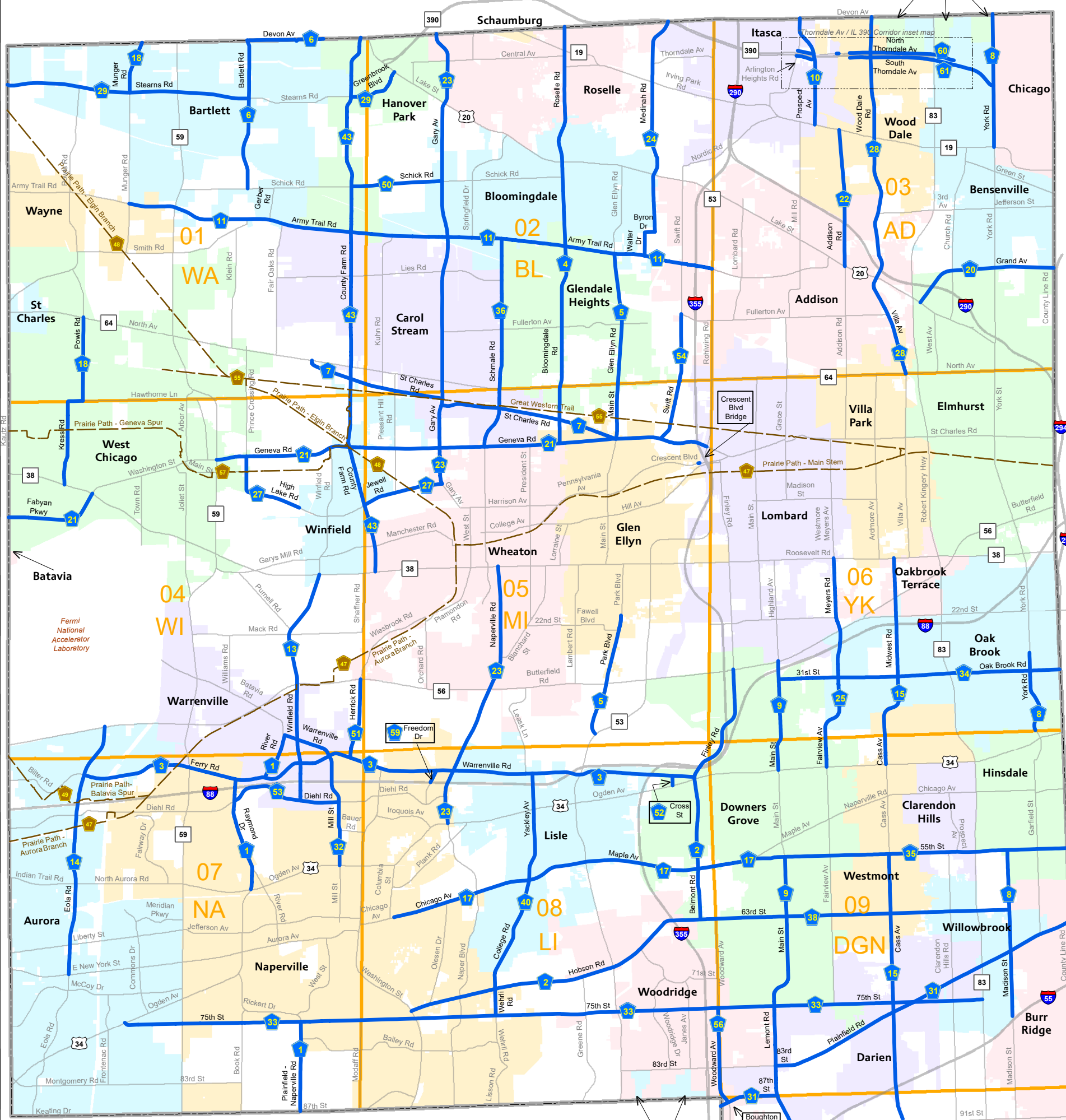
If a Contractor accumulates three diesel retrofit deficiency deductions for the same piece of equipment in a contract period, the Contractor will be shutdown until the deficiency is corrected.

Such a shutdown will not be grounds for any extension of the contract time, waiver of penalties, or be grounds for any claim.

80261



2021 DuPage County Highway Map



DOT Highway Descriptions are on the next page.

- | | | | |
|--|---------------------|--|-------------------|
| | Interstate Highways | | Major Roads |
| | US Highways | | Trails |
| | State Highways | | County Boundary |
| | County Highways | | Township Boundary |



DuPage County Division of Transportation

Jack T. Knuepfer Bldg
421 N. County Farm Rd. #2-300
Wheaton, IL 60187
Voice: (630) 407-6900
Fax: (630) 407-6901
email: DOT@dupageco.org
Website: www.dupageco.org/DOT


















































DuPage County IT Department GIS Division

421 N. County Farm Rd. Wheaton, IL 60187
Voice: (630) 407-5000
Website: www.dupageco.org/gis
Date of Production: October 25, 2021

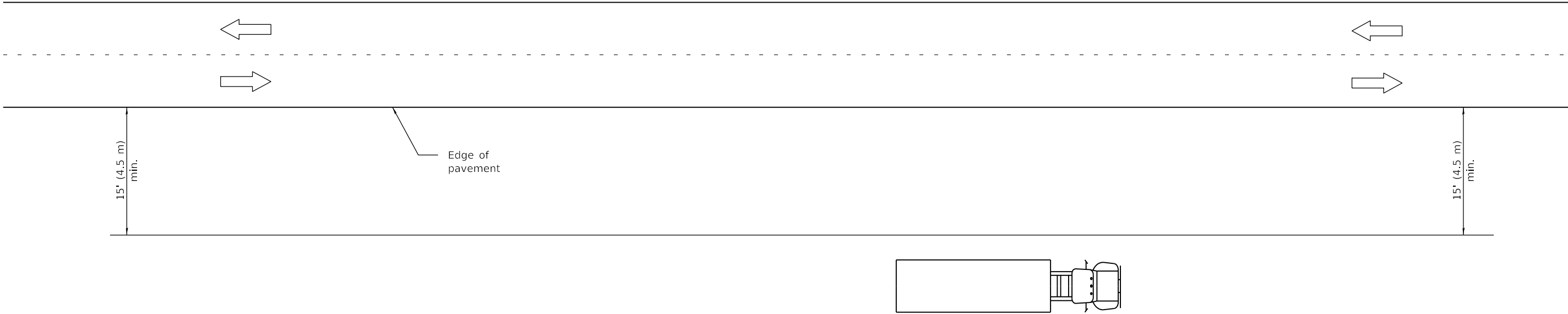


Copyright 2021 - County of DuPage, Illinois All rights reserved.

Division of Transportation County Highway Index

Route	Street Name	Description	Grid
	Plainfield-Naperville Rd	75th St to County line/87th St	R6,S6, T6
	Raymond Dr	Ferry Rd to Ogden Av (US34)	N5, O5, P5
	River Rd	Warrenville Rd to Ferry Rd	M6, N5-6
	Finley Rd	Butterfield Rd (IL 56) to Ogden Av (US 34)	L13, M13, N13
	Belmont Rd	Ogden Av (US34) to 63rd St	N13, O13, P13
	Hobson Rd	63rd St to Washington St	P12, Q9-12, R8-9
	Ferry Rd	Mill St to Eola Rd	N2-6
	Warrenville Rd	Finley Rd to Mill St	N6-13
	Bloomingtondale Rd	Roselle/Bloomingtondale limits to Geneva Rd	C10, D10, E10, F10, G10, H10
	Roselle Rd	Devon Av to Roselle/Bloomingtondale limits	A10, B10, C10
	Glen Ellyn Rd	Army Trail Rd to North Av (IL 64)	E11, F11, G11
	Main St-Glen Ellyn	North Av (IL 64) to Geneva Rd	G11, H11
	Park Blvd	Buena Vista Blvd to IL 53	K11, L11, M11
	Devon Av	East Bartlett limit to S. Bartlett Rd	A5-6
	S. Bartlett Rd	Devon Av to Schick Rd	B5, C5, D5
	St Charles Rd	IL 53 to North Av (IL 64)	G6-8, H8-13
	York Rd (North)	Devon Av to Irving Park Rd (IL 19)	A18, B18, C18
	York Rd (South)	Golf club entrance to 400' south of Spring Rd	L18, M18
	Madison St	55th St to Joliet Rd/Frontage Rd	O18, P18, Q18, R18
	Highland Av	Butterfield Rd (IL 56) to 39th St	L14, M14
	Main St-Downers Grove	39th St to Ogden Av (US 34) and 55th St to Valley View Dr	M14, N14, O14, P14, Q14, R14
	Lemont Rd	Valley View Dr to south County line	Q14, R14, S14, T14, U14, V14
	Arlington Heights Rd	Devon Av to Marino Ct	A14
	Prospect Av	Marino Ct to Irving Park Rd (IL 19)	A14, B14-15, C15
	Army Trail Rd	Rohlwing Rd (IL 53) to Munger Rd	D3-5, E4-13
	Winfield Rd	Roosevelt Rd (IL 38) to Diehl Rd	K6, L6, M6, N6
	Eola Rd	Butterfield Rd (IL 56) to E New York St	M3, N2-3, O2, P2, Q2
	Summit Av	Roosevelt Rd (IL 38) to Butterfield Rd (IL 56)	J16, K16
	Midwest Rd	Butterfield Rd (IL 56) to 35th St	K16, L16, M16
	Cass Av	35th St to Ogden Av (US 34)	M16, N16
	Cass Av	55th St to Sawmill Creek	O16, P16, Q16, R16, S16 T16
	Maple Av	Dunham Rd to Naper Blvd	O11-13
	Chicago Av	Naper Blvd to Julian St	O10-11, P8-10
	Powis Rd	North Av (IL 64) to Hawthorne Ln	F2, G2, H2
	Hawthorne Ln	Powis Rd to Kress Rd	H2
	Kress Rd	Hawthorne Ln to Roosevelt Rd (IL 38)	H2, I2
	Munger Rd	Stearns Rd to north County line	B3
	Grand Av	Lake St (US 20) to County Line Rd	E17-18, F16-17
	Geneva Rd	Main St-Glen Ellyn to Coolidge Av	H5-H11, I5-6
	Washington St	Coolidge Av to Neltnor Blvd (IL 59)	H5, I5
	Fabyan Pkwy	Roosevelt Rd (IL 38) to west County line	I2, J1-2
	Addison Rd	Irving Park Rd (IL 19) to Lake St (US 20)	C15, D15, E15
	Gary Av	Elgin-O'Hare Expy to Jewell Rd	A8, B8, C8, D8, E8, F8, G8, H8, I8
	Naperville Rd	Roosevelt Rd (IL 38) to Ridgeland Av	K9, L9, M9, N8-9
	Naper Blvd	Ridgeland Av to Ogden Av	N8, O8
	Medinah Rd	Elgin-O'Hare Expy to Byron Av	A12, B12, C12, D12, E12
	Byron Av	Medinah Rd to Walter Dr	E12
	Walter Dr	Byron Av to Army Trail Rd	E12
	Meyers Rd	Roosevelt Rd (IL 38) to 35th St	J15, K15, L15, M15
	Fairview Rd	35th St to Ogden Av (US 34)	M15, N16
	Jewell Rd	Gary Av to County Farm Rd	I7-8
	Highlake Rd	360' west of Shelburne Farms to Prince Crossing Rd	I5-6
	Prince Crossing Rd	Highlake Rd to Geneva Rd	I5-6
	Wood Dale Rd	Devon Av to Lake St (US 20)	A16, B16, C16, D16, E16
	Villa Av	Lake St (US 20) to North Av (IL 64)	E16, F16, G16
	Stearns Rd	S Bartlett Rd to west County line	B1-5
	Greenbrook Blvd	County Farm Rd to Lake St (US 20)	B7
	Plainfield Rd	County Line Rd to 83rd St	P19,Q17-19, R15-17, S14-15
	83rd St	Plainfield Rd to Lemont Rd	S14
	87th St / Boughton Rd	West County line to Lemont Rd	S13-14
	Mill St	Warrenville Rd to Ogden Av (US 34)	N6-7, O7
	Warrenville Rd	River Rd to Mill St	M6, N6
	75th St	Kingery Hwy (IL 83) to Ogden Av (US 34)	R3-17
	31st St	east County line/I-294 to Highland Av	L14-19
	55th St	Dunham Rd to County Line Rd	O14-19
	Schmale Rd	Army Trail Rd to Geneva Rd	E9, F9, G9, H9
	63rd St	Madison St to Hobson Rd	P12-18
	Yackley Rd	Warrenville Rd to Maple Av	N10, O10, P10
	College Rd	Maple Av to Hobson Rd	P10, Q9-10
	Wehrli Rd	Hobson Rd to 75th St	Q9, R9
	County Farm Rd	Lake St (US 20) to Roosevelt Rd (IL 38)	A7, B7, C7, D7, E7, F7, G7, H7, I7, J7
	Prairie Path-Aurora Branch	Liberty Dr to west County line	J9, K8-9, L6-8, M4-6, N3-4, O1-3
	Prairie Path-Main Stem	Carlton Av to east County line/I-294	H16-17, I10-19, J9-10
	Prairie Path-Elgin Branch	Liberty St to west County line	C1-2, D2, E2-3, F3-4, G4-5, H5-7, I7-8, J8-9
	Prairie Path-Batavia Spur	I-88 to west County line (300' south of Butterfield Rd)	N1-3
	Schick Rd	Gary Av to County Farm Rd	D7-8
	Herrick Rd	Butterfield Rd (IL 56) to Warrenville Rd	L7, M7, N7
	Cross St	Warrenville Rd to Ogden Av (US 34)	N12
	Diehl Rd	Mill St to Raymond Dr	N5-7
	Swift Rd	Collins Av to St. Charles Rd	F12, G12, H12
	Great Western Trail	east of Salt Creek/West St to Prairie Path-Elgin Branch junction, West Chicago	G5-8, H8-16
	Woodward Av	75th St to Boughton Rd	R13, S13
	Prairie Path-Geneva Spur	County Farm Rd to Kautz Rd	H1-4, H6-7, I4-6
	Freedom Dr	Warrenville Rd to I-88	N8
	North Thorndale Av	Arlington Heights Rd to Prospect Av, bridge over Salt Creek and Mittel Blvd to Supreme Dr	B14-17
	South Thorndale Av	Arlington Heights Rd to Prospect Av and Mittel Blvd to York Rd	B14-B18
	Crescent Blvd	East Branch DuPage River Bridge	I13





TYPICAL APPLICATIONS

- Landscaping work
- Utility work
- Fencing contracts and maintenance
- Cleaning culverts

GENERAL NOTES

This Standard is used where at all times all vehicles, equipment, workers or their activities are more than 15' (4.5 m) from the edge of pavement.


When the work operation requires that two or more work vehicles cross the 15' (4.5 m) clear zone in any one hour, traffic control shall be according to Standard 701006.

All dimensions are in inches (millimeters) unless otherwise shown.

DATE	REVISIONS
1-1-09	Switched units to
	English (metric).
1-1-05	Revised title and notes.

**OFF-RD OPERATIONS,
2L, 2W, MORE THAN
15' (4.5 m) AWAY**

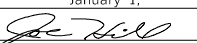
STANDARD 701001-02



Illinois Department of Transportation

PASSED

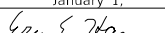
January 1, 2009



ENGINEER OF OPERATIONS

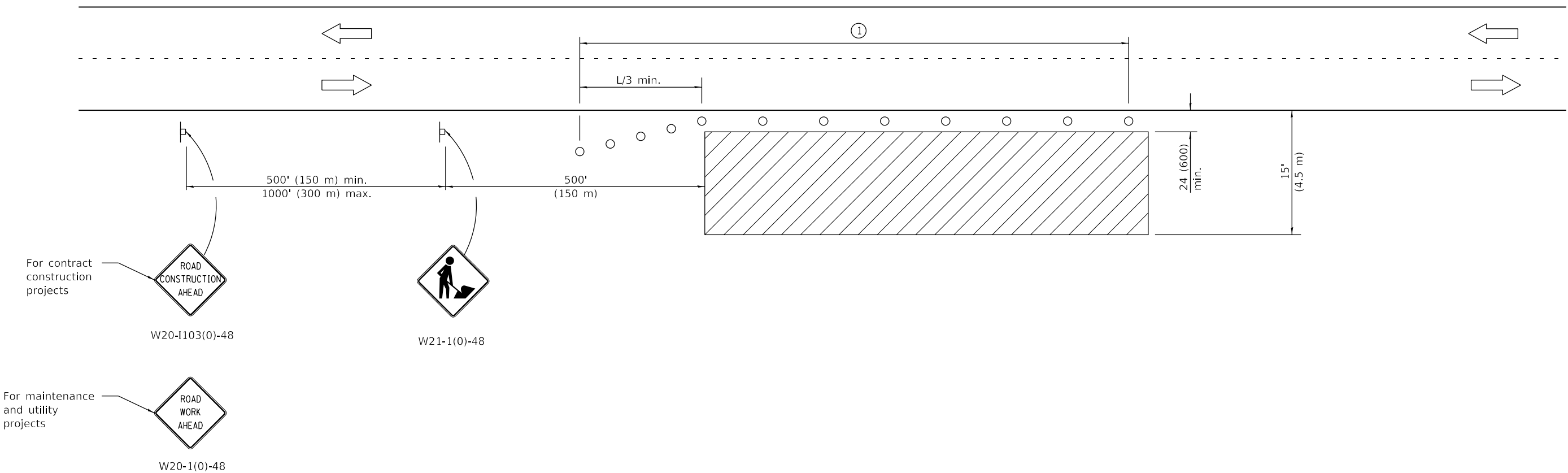
APPROVED

January 1, 2009



ENGINEER OF DESIGN AND ENVIRONMENT




ISSUED 1-1-97



TYPICAL APPLICATIONS

Utility operations
Culvert extensions
Side slope changes
Guardrail installation and maintenance
Delineator installation
Landscaping operations
Shoulder repair
Sign installation and maintenance

SYMBOLS

-  Work area
-  Sign
-  Cone, drum or barricade

① When the work operation exceeds one hour, cones, drums or barricades shall be placed at 25' (8 m) centers for L/3 distance, and at 50' (15 m) centers through the remainder of the work area.

GENERAL NOTES

This Standard is used where any vehicles, equipment, workers or their activities will encroach in the area 15' (4.5 m) to 24' (600) from the edge of pavement.

Calculate L as follows:


SPEED LIMIT	FORMULAS	
	English	(Metric)
40 mph (70 km/h) or less:	$L = \frac{WS^2}{60}$	$L = \frac{WS^2}{150}$
45 mph (80 km/h) or greater:	$L = (W)(S)$	$L = 0.65(W)(S)$
W = Width of offset in feet (meters).		
S = Normal posted speed mph (km/h).		


All dimensions are in inches (millimeters) unless otherwise shown.


DATE	REVISIONS
1-1-14	Revised workers sign number to agree with current MUTCD.
1-1-13	Omitted text 'WORKERS' sign.

OFF-RD OPERATIONS, 2L, 2W, 15' (4.5 m) TO 24" (600 mm) FROM PAVEMENT EDGE

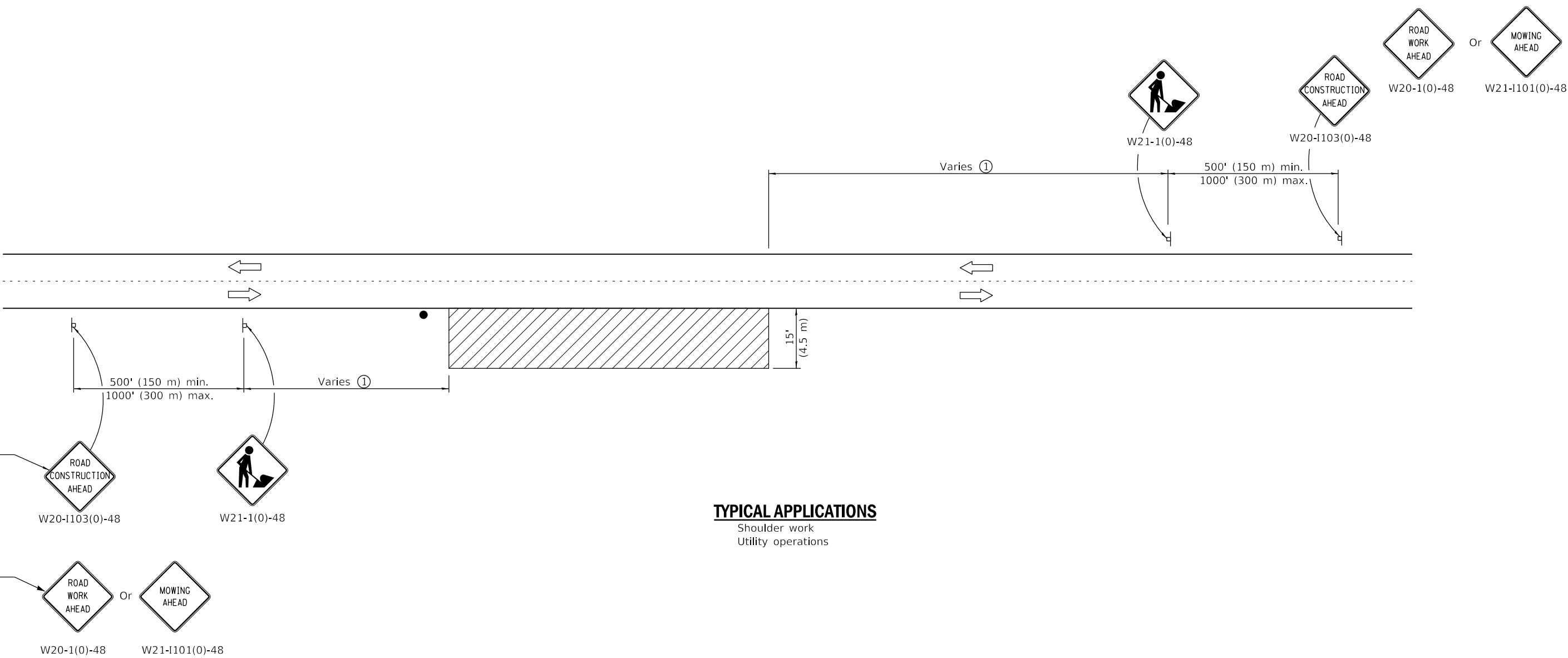
STANDARD 701006-05

 Illinois Department of Transportation

PASSED January 1, 2014

ENGINEER OF SAFETY ENGINEERING




APPROVED January 1, 2014

ENGINEER OF DESIGN AND ENVIRONMENT

ISSUED 1-1-97



TYPICAL APPLICATIONS
Shoulder work
Utility operations

SYMBOLS

-  Work area
-  Sign
-  Flagger with traffic control sign when required

① Minimum distance is 200' (60 m). Maximum distance to be determined by the Engineer but should not exceed ½ the length required for one normal working day's operation, or 4 miles (6.4 km) whichever is less.

GENERAL NOTES

This Standard is used where at any time, any vehicle, equipment, workers or their activities require an intermittent or continuous moving operation on the shoulder, where the average speed is 1 mph (2 km/h) or less.

When the work operation does not exceed 60 minutes, traffic control may be according to Standard 701301.

All dimensions are in inches (millimeters) unless otherwise shown.

DATE	REVISIONS
1-1-14	Revised workers sign number to agree with current MUTCD.
1-1-13	Omitted text 'WORKERS' sign.

OFF-RD MOVING OPERATIONS,
2L, 2W, DAY ONLY

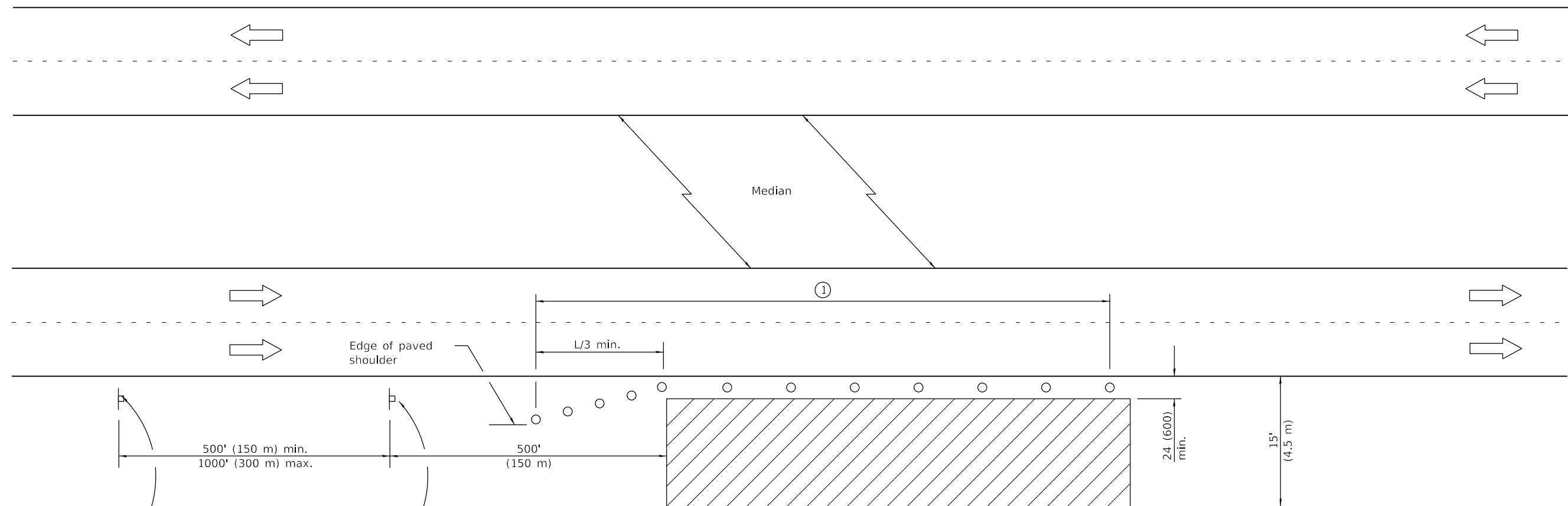
STANDARD 701011-04

Illinois Department of Transportation

PASSED January 1, 2014
ENGINEER OF SAFETY ENGINEERING

APPROVED January 1, 2014
ENGINEER OF DESIGN AND ENVIRONMENT

ISSUED 1-1-97



For contract construction projects



W20-1103(0)-48



W21-1(0)-48

For maintenance and utility projects



W20-1(0)-48

TYPICAL APPLICATIONS

Utility operations
Culvert extensions
Side slope changes
Guardrail installation and maintenance
Delineator installation
Landscaping operations
Shoulder repair
Sign installation and maintenance

- ① When the work operation exceeds one hour, cones, drums or barricades shall be placed at 25' (8 m) centers for L/3 distance, and at 50' (15 m) centers through the remainder of the work area.

SYMBOLS

- Work area
 Sign
 Cone, drum or barricade

GENERAL NOTES

This Standard is used where any vehicles, equipment, workers or their activities will encroach in the area 15' (4.5 m) to 24' (600 mm) from the edge of pavement.

Calculate L as follows:

SPEED LIMIT	FORMULAS	
	English	(Metric)
40 mph (70 km/h) or less:	$L = \frac{WS^2}{60}$	$L = \frac{WS^2}{150}$
45 mph (80 km/h) or greater:	$L = (W)(S)$	$L = 0.65(W)(S)$

W = Width of offset in feet (meters).

S = Normal posted speed mph (km/h).

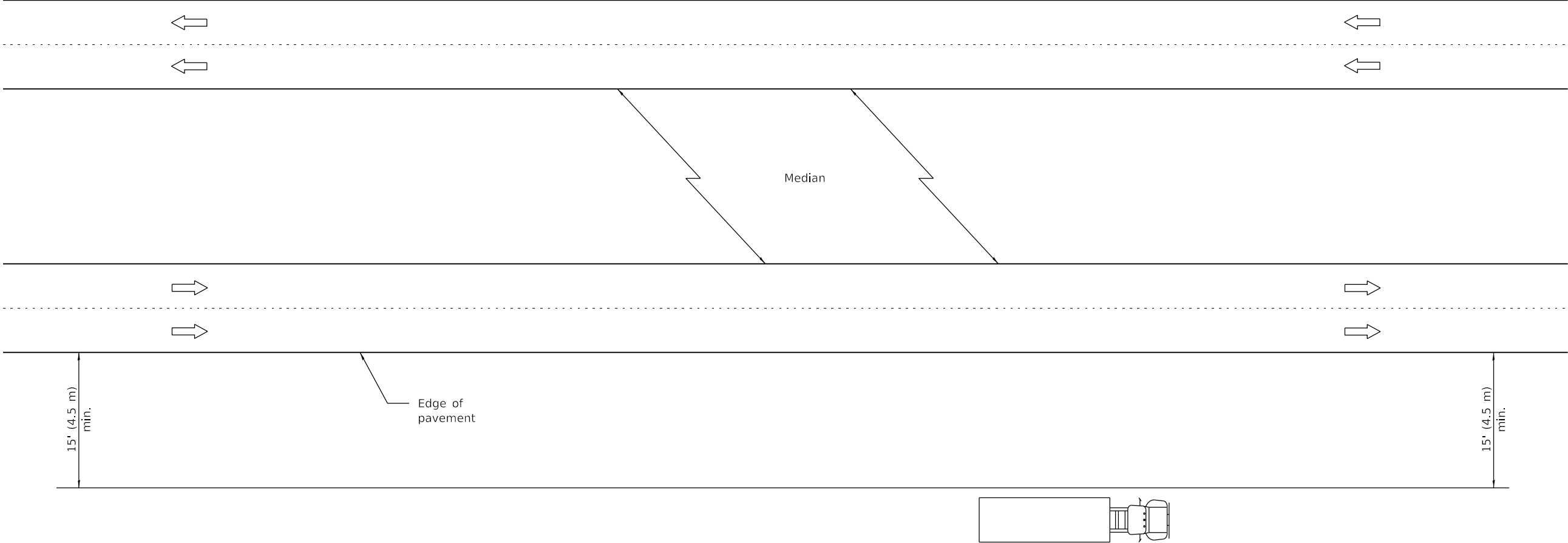
All dimensions are in inches (millimeters) unless otherwise shown.

PASSED <u>April 1, 2016</u>	ISSUED 1-1-97
ENGINEER OF SAFETY ENGINEERING <u>[Signature]</u>	
APPROVED <u>April 1, 2016</u>	
ENGINEER OF DESIGN AND ENVIRONMENT <u>[Signature]</u>	

DATE	REVISIONS
4-1-16	Corrected typo in title.
1-1-14	Revised workers sign number to agree with current MUTCD.

OFF-RD OPERATIONS, MULTILANE, 15' (4.5 m) TO 24" (600 mm) FROM PAVEMENT EDGE

STANDARD 701101-05



TYPICAL APPLICATIONS

- Landscaping work
- Utility work
- Fencing contracts

GENERAL NOTES

This Standard is used where at all times all vehicles, equipment, workers or their activities are more than 15' (4.5 m) from the edge of pavement.

When the work operation requires that two or more work vehicles cross the 15' (4.5 m) clear zone in any one hour, traffic control shall be according to Standard 701101.


This Standard also applies to work performed in the median more than 15' (4.5 m) from either pavement.

All dimensions are in inches (millimeters) unless otherwise shown.

DATE	REVISIONS
1-1-05	Switched units to
	English (metric).
1-1-05	Revised title.

**OFF-RD OPERATIONS, MULTILANE,
MORE THAN 15' (4.5 m) AWAY**

STANDARD 701106-02



Illinois Department of Transportation

PASSED

January 1, 2009

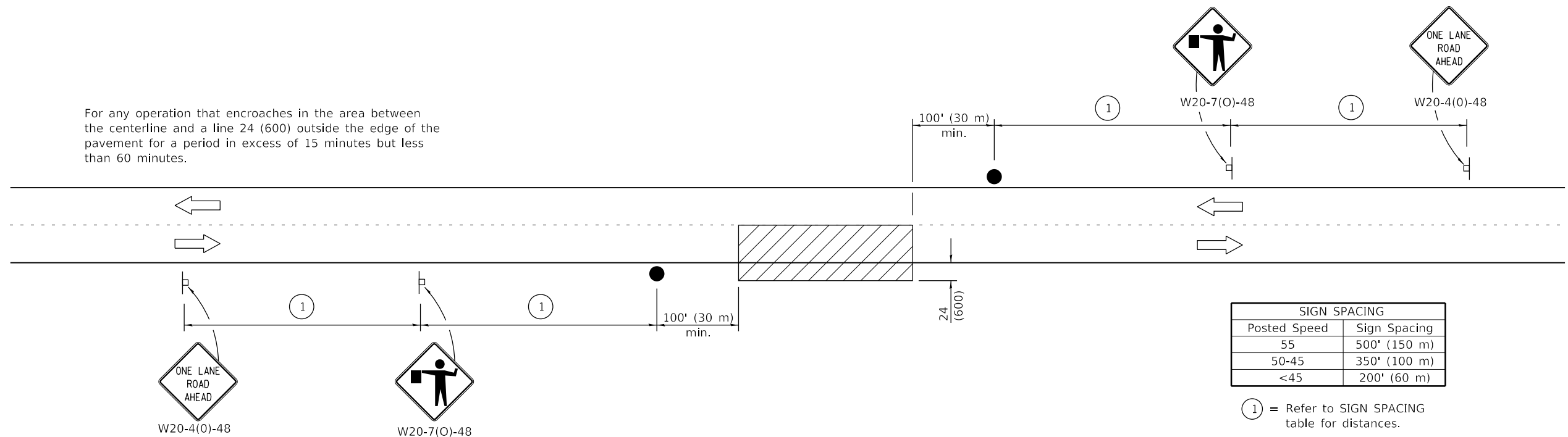
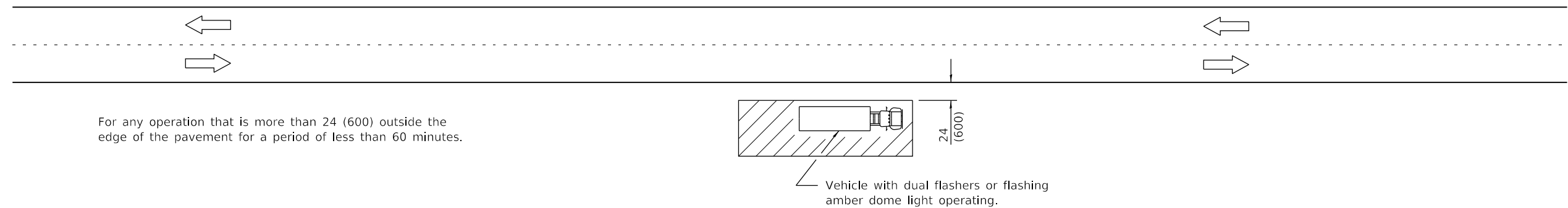
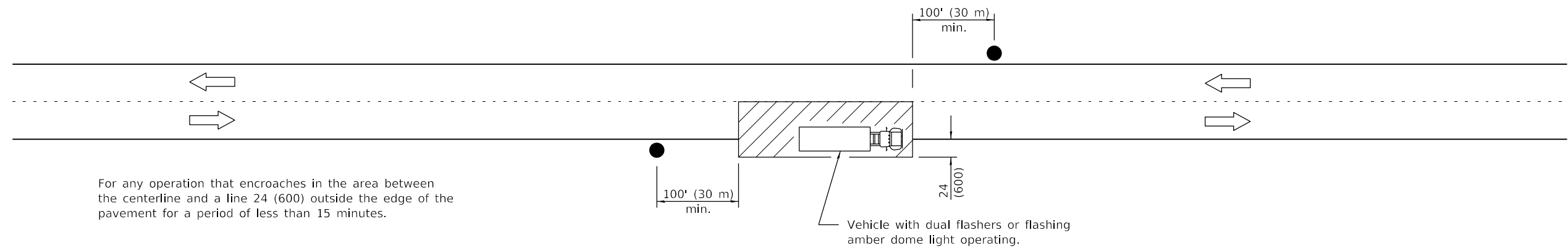
ENGINEER OF OPERATIONS

APPROVED

January 1, 2009

ENGINEER OF DESIGN AND ENVIRONMENT

ISSUED 1-1-97



SIGN SPACING	
Posted Speed	Sign Spacing
55	500' (150 m)
50-45	350' (100 m)
<45	200' (60 m)

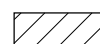
① = Refer to SIGN SPACING table for distances.

All dimensions are in inches (millimeters) unless otherwise shown.

TYPICAL APPLICATIONS

- Marking patches
- Field survey
- String line
- Utility operations
- Cleaning up debris on pavement

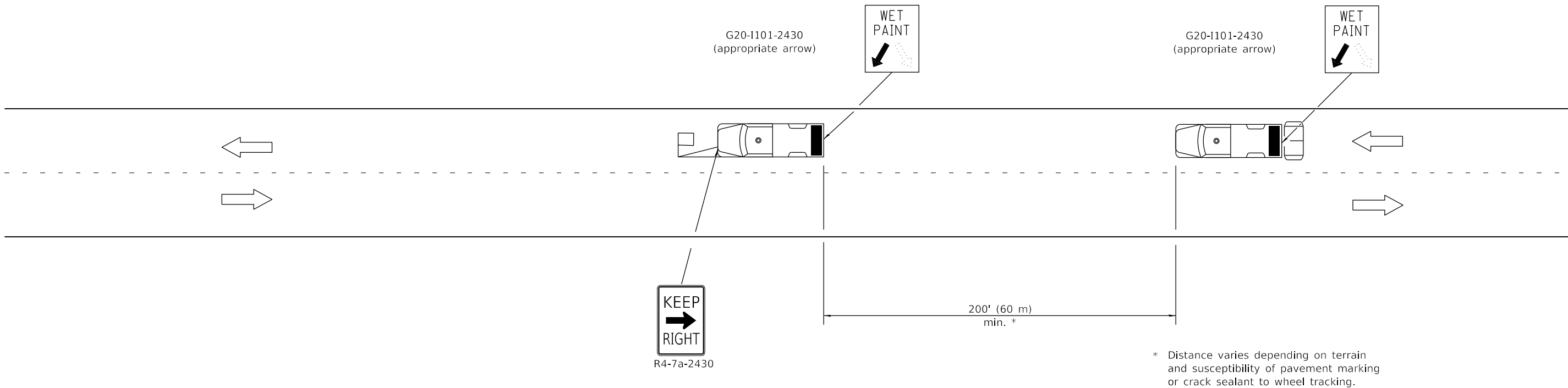
SYMBOLS



DATE	REVISIONS
1-1-11	Revised flagger sign.
1-1-09	Switched units to
	English (metric).

LANE CLOSURE, 2L, 2W, SHORT TIME OPERATIONS

STANDARD 701301-04



TYPICAL APPLICATIONS

- Landscaping work
- Utility work
- Pavement marking
- Weed spraying
- Roadometer measurements
- Debris cleanup
- Crack pouring

SYMBOLS

- Arrow board (Hazard Mode only)
- Truck with headlights, emergency flashers and flashing amber light. (visible from all directions)
- 18x18 (450x450) min. orange flag (use when guide wheel is used)
- Truck mounted attenuator

GENERAL NOTES

This Standard is used where any vehicle, equipment, workers or their activities will require a continuous moving operation where the average speed is greater than 3 mph (5 km/h).

For shoulder operations not encroaching on the pavement, use DETAIL A, Standard 701426.

All dimensions are in inches (millimeters) unless otherwise shown.

DATE	REVISIONS
1-1-09	Switched units to
	English (metric). Omitted
	Pass With Care sign.
1-1-00	Elim. speed restrictions
	in Standard title.

**LANE CLOSURE 2L, 2W
MOVING OPERATIONS-
DAY ONLY**

STANDARD 701311-03

Illinois Department of Transportation

PASSED

January 1, 2009

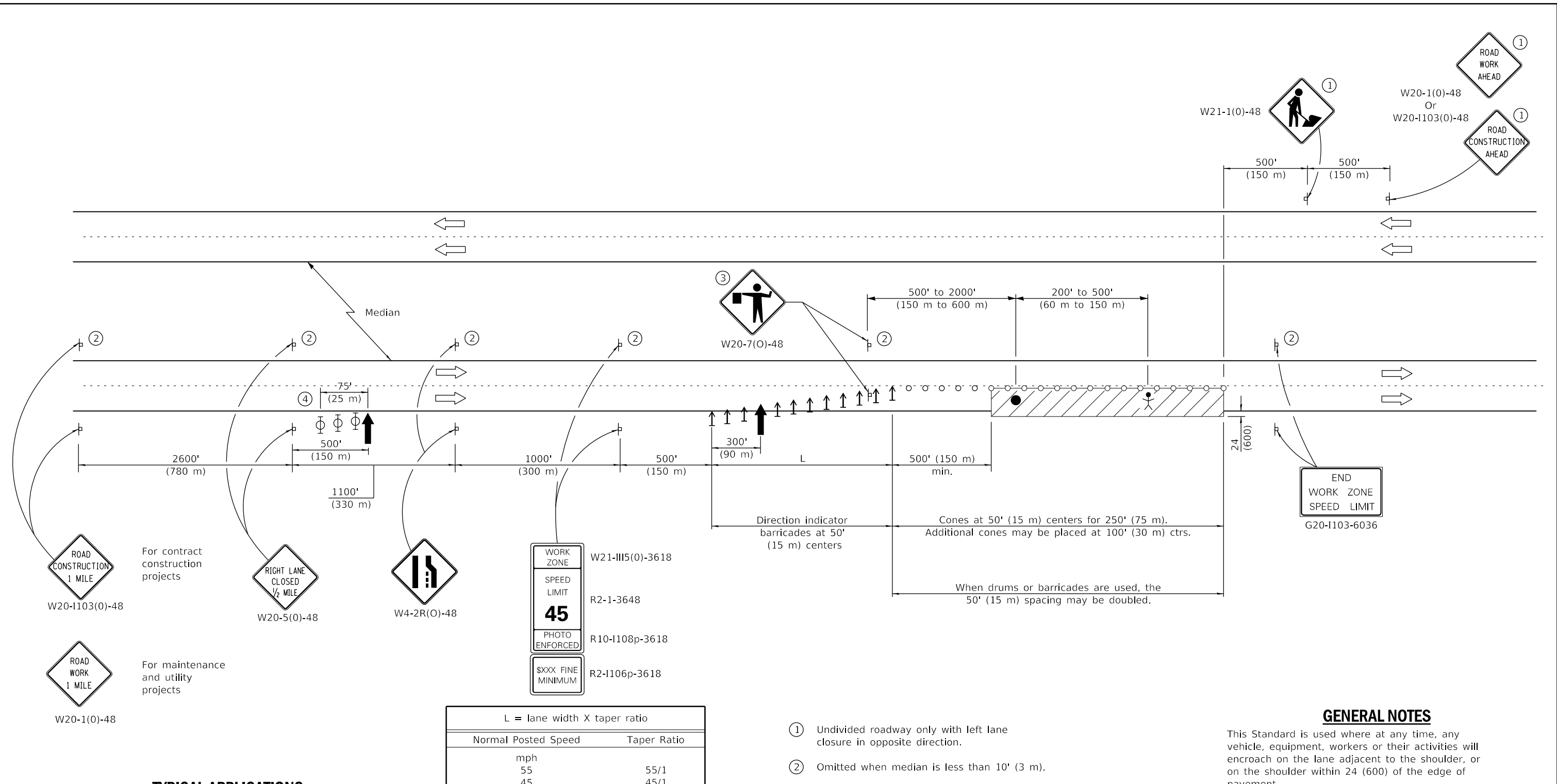
ENGINEER OF OPERATIONS

APPROVED

January 1, 2009

ENGINEER OF DESIGN AND ENVIRONMENT

ISSUED 1-1-97



TYPICAL APPLICATIONS

Pavement patch
Utility operations
Bituminous resurfacing

SYMBOLS

- Arrow board
- Work area
- Sign
- Direction indicator barricade
- Cone, drum or barricade
- Flagger with traffic control sign
- Worker
- Type II barricade, drum, or vertical barricade with monodirectional flashing light

L = lane width X taper ratio	
Normal Posted Speed	Taper Ratio
mph	
55	55/1
45	45/1

- ① Undivided roadway only with left lane closure in opposite direction.
- ② Omitted when median is less than 10' (3 m).
- ③ FLAGGER signs shall be moved as necessary to maintain the required spacing between the sign and each separate work activity.
- ④ Three Type II barricades, drums, or vertical barricades at 25' (8 m) centers.

GENERAL NOTES

This Standard is used where at any time, any vehicle, equipment, workers or their activities will encroach on the lane adjacent to the shoulder, or on the shoulder within 24 (600) of the edge of pavement.

This Standard also applies when work is being performed in the left lane. Under these conditions, LEFT LANE CLOSED signs shall be substituted for RIGHT LANE CLOSED signs. On undivided highways, signs shall be added in the opposite direction as shown.

All dimensions are in inches (millimeters) unless otherwise shown.

PASSED January 1, 2017

ENGINEER OF SAFETY PROG. AND ENGINEERING

APPROVED January 1, 2017

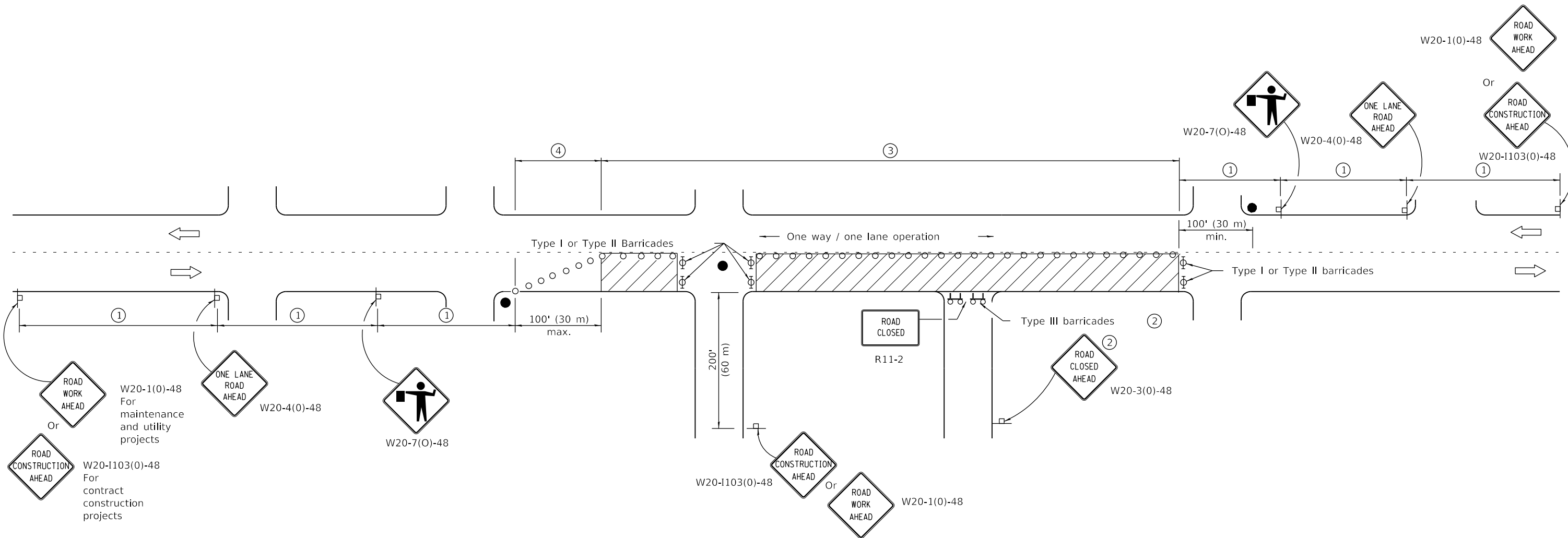
ENGINEER OF DESIGN AND ENVIRONMENT

ISSUED 4-1-04

DATE	REVISIONS
1-1-17	Rev. END WORK ZONE SPEED LIMIT sign. Changed device spacing at first arr. brd.
1-1-15	Revised END WORK ZONE SPEED LIMIT sign dimensions.







LANE CLOSURE, MULTILANE, DAY OPERATIONS ONLY, FOR SPEEDS ≥ 45 MPH TO 55 MPH

STANDARD 701421-08



SIGN SPACING	
Posted Speed	Sign Spacing
55	500' (150 m)
50-45	350' (100 m)
<45	200' (60 m)

SYMBOLS

-  Work area
-  Cone, drum or barricade (not required for moving operations)
-  Sign on portable or permanent support
-  Flagger with traffic control sign
-  Barricade or drum with flashing light
-  Type III barricade with flashing lights

- ① Refer to SIGN SPACING TABLE for distances.
- ② For approved sideroad closures.
- ③ Cones at 25' (8 m) centers for 250' (75 m). Additional cones may be placed at 50' (15 m) centers. When drums or Type I or Type II barricades are used, the interval between devices may be doubled.
- ④ Cones, drums or barricades at 20' (6 m) centers.

GENERAL NOTES

This Standard is used where at any time, day or night, any vehicle, equipment, workers or their activities encroach on the pavement requiring the closure of one traffic lane in an urban area.

All dimensions are in inches (millimeters) unless otherwise shown.

DATE	REVISIONS
1-1-11	Revised flagger sign.
1-1-09	Switched units to
	English (metric).
	Corrected sign No.'s.

**URBAN LANE CLOSURE,
2L, 2W, UNDIVIDED**

STANDARD 701501-06

**Illinois Department of Transportation**

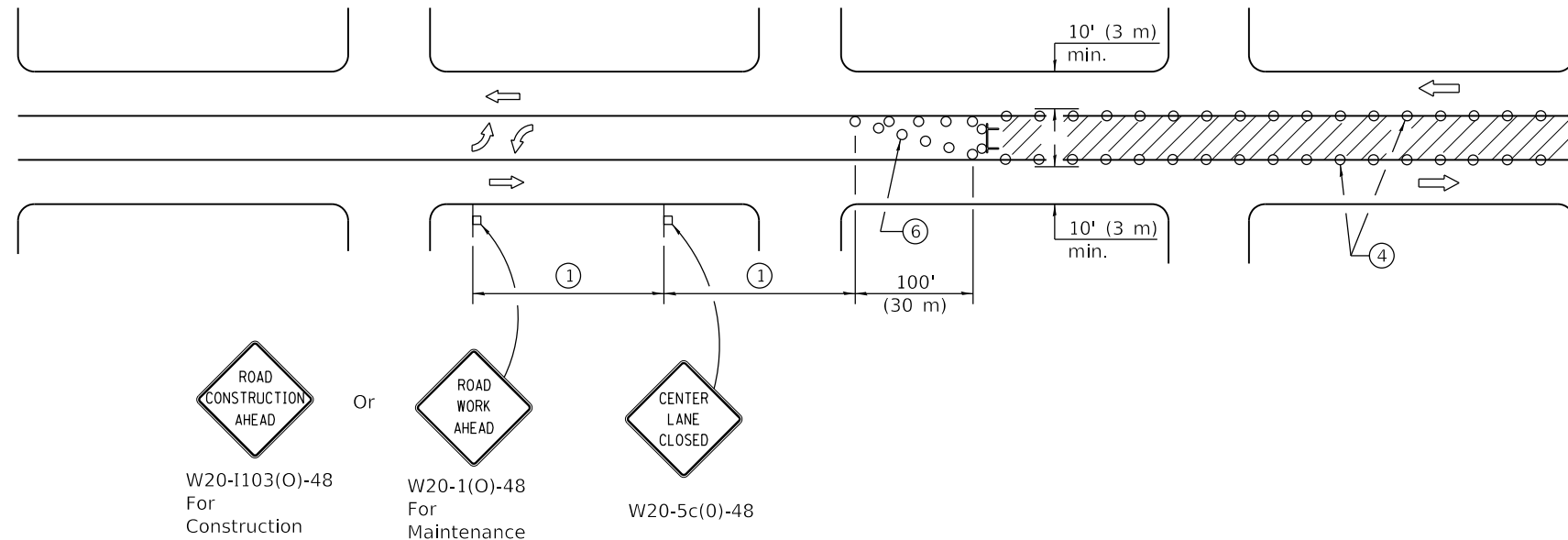
PASSED

ENGINEER OF SAFETY ENGINEERING

APPROVED

ENGINEER OF DESIGN AND ENVIRONMENT

ISSUED 1-1-97



SIGN SPACING	
Posted Speed	Sign Spacing
55	500' (150 m)
50-45	350' (100 m)
<45	200' (60 m)

CASE I

(Signs required for both directions)

- ① Refer to SIGN SPACING TABLE for distances.
- ② Required for speeds > 40 mph (70 km/h).
- ③ Required if work exceeds 500' (164 m) or 1 block.
- ④ Cones at 25' (8 m) centers for 250' (75 m) on approach. Additional cones may be placed at 50' (15 m) centers. When drums or type I or II barricades are used, the interval between devices may be doubled.
- ⑤ For approved sideroad closures.
- ⑥ Cones, drums or barricades at 20' (6 m) centers in taper.
- ⑦ Use flagger sign only when flagger is present.

SYMBOLS

- Work area
- Barricade or drum with flashing light
- Flagger with traffic control sign
- Cone, drum or barricade
- Sign on portable or permanent support
- Type III barricade with flashing lights

GENERAL NOTES

This Standard is used to close one lane of an urban, two lane, two way roadway with a bidirectional turn lane.

Case I applies when no workers are present. When workers are present, two lanes shall be closed and traffic control shall be according to Standard 701501.

Calculate L as follows:

SPEED LIMIT	FORMULAS	
	English	(Metric)
40 mph (70 km/h) or less:	$L = \frac{WS^2}{60}$	$L = \frac{WS^2}{150}$
45 mph (80 km/h) or greater:	$L = (W)(S)$	$L = 0.65(W)(S)$
W = Width of offset in feet (meters).		
S = Normal posted speed mph (km/h).		

All dimensions are in inches (millimeters) unless otherwise shown.

Illinois Department of Transportation

APPROVED January 1, 2019

ENGINEER OF SAFETY PROG. AND ENGINEERING

APPROVED January 1, 2019

ENGINEER OF DESIGN AND ENVIRONMENT

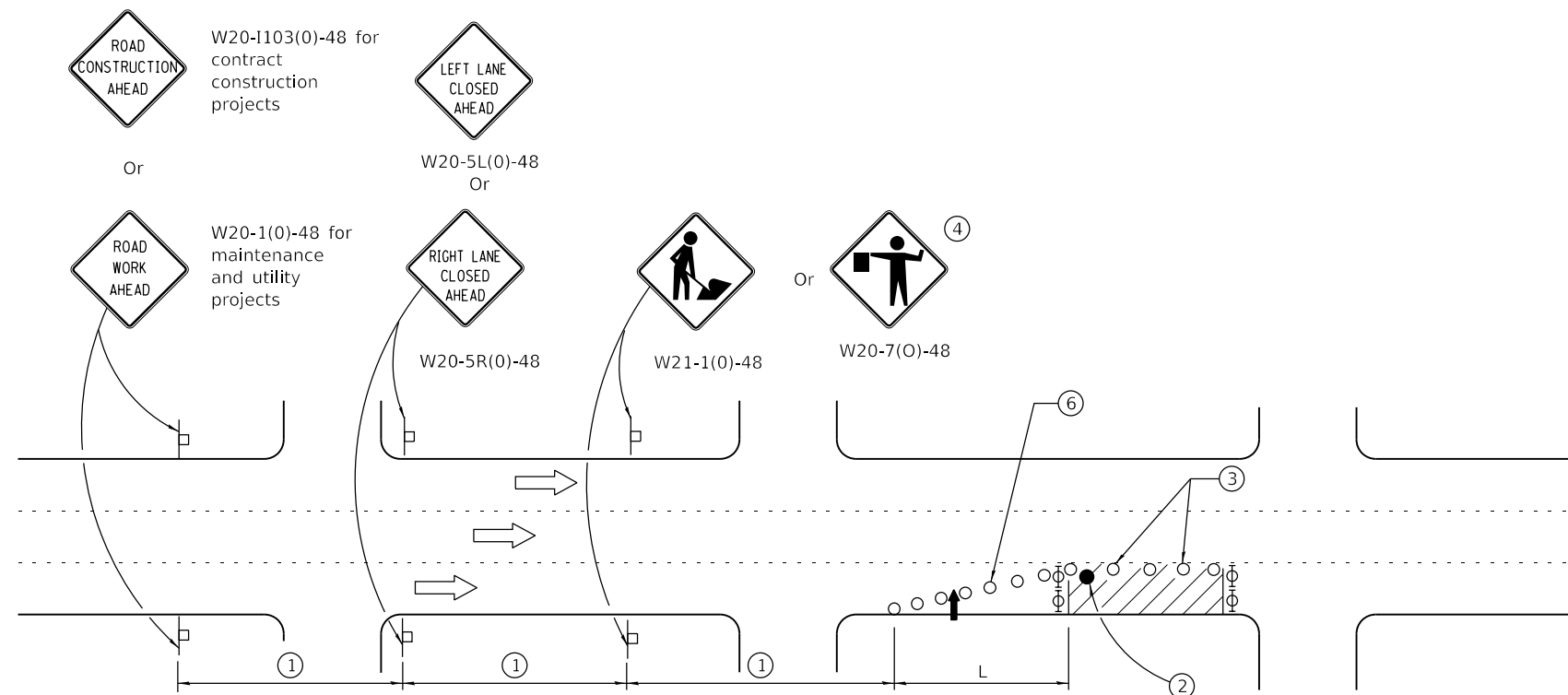
ISSUED 1-1-01

DATE	REVISIONS
1-1-19	Revised to allow cones at night.
1-1-18	Corrected sign number for
	TWO WAY TRAFFIC sign for
	CASE II.

URBAN LANE CLOSURE,
2L, 2W, WITH BIDIRECTIONAL
LEFT TURN LANE

(Sheet 1 of 2)

STANDARD 701502-09



SIGN SPACING	
Posted Speed	Sign Spacing
55	500' (150 m)
50-45	350' (100 m)
<45	200' (60 m)

SYMBOLS

- ↑ Arrow board
- Cone, drum or barricade
- ┆ Sign on portable or permanent support
- ▨ Work area
- ⊕ Barricade or drum with flashing light
- ⚡ Type III barricade with flashing lights
- Flagger with traffic control sign.

- ① Refer to SIGN SPACING TABLE for distances.
- ② Required for speeds > 40 MPH
- ③ Cones at 25' (8 m) centers for 250' (75 m). Additional cones may be placed at 50' (15 m) centers. When drums or Type I or Type II barricades are used, the interval between devices may be doubled.
- ④ Use flagger sign only when flagger is present.
- ⑤ For approved sideroad closures.
- ⑥ Cones, drums or barricades at 20' (6 m) in taper.

GENERAL NOTES

This Standard is used where at any time, day or night, any vehicle, equipment, workers or their activities encroach on the pavement during shoulder operations or where construction requires lane closures in urban areas.

Calculate L as follows:

SPEED LIMIT	FORMULAS	
	English	(Metric)
40 mph (70 km/h) or less:	$L = \frac{WS^2}{60}$	$L = \frac{WS^2}{150}$
45 mph (80 km/h) or greater:	$L = (W)(S)$	$L = 0.65(W)(S)$
W = Width of offset in feet (meters).		
S = Normal posted speed mph (km/h).		

All dimensions are in inches (millimeters) unless otherwise shown.

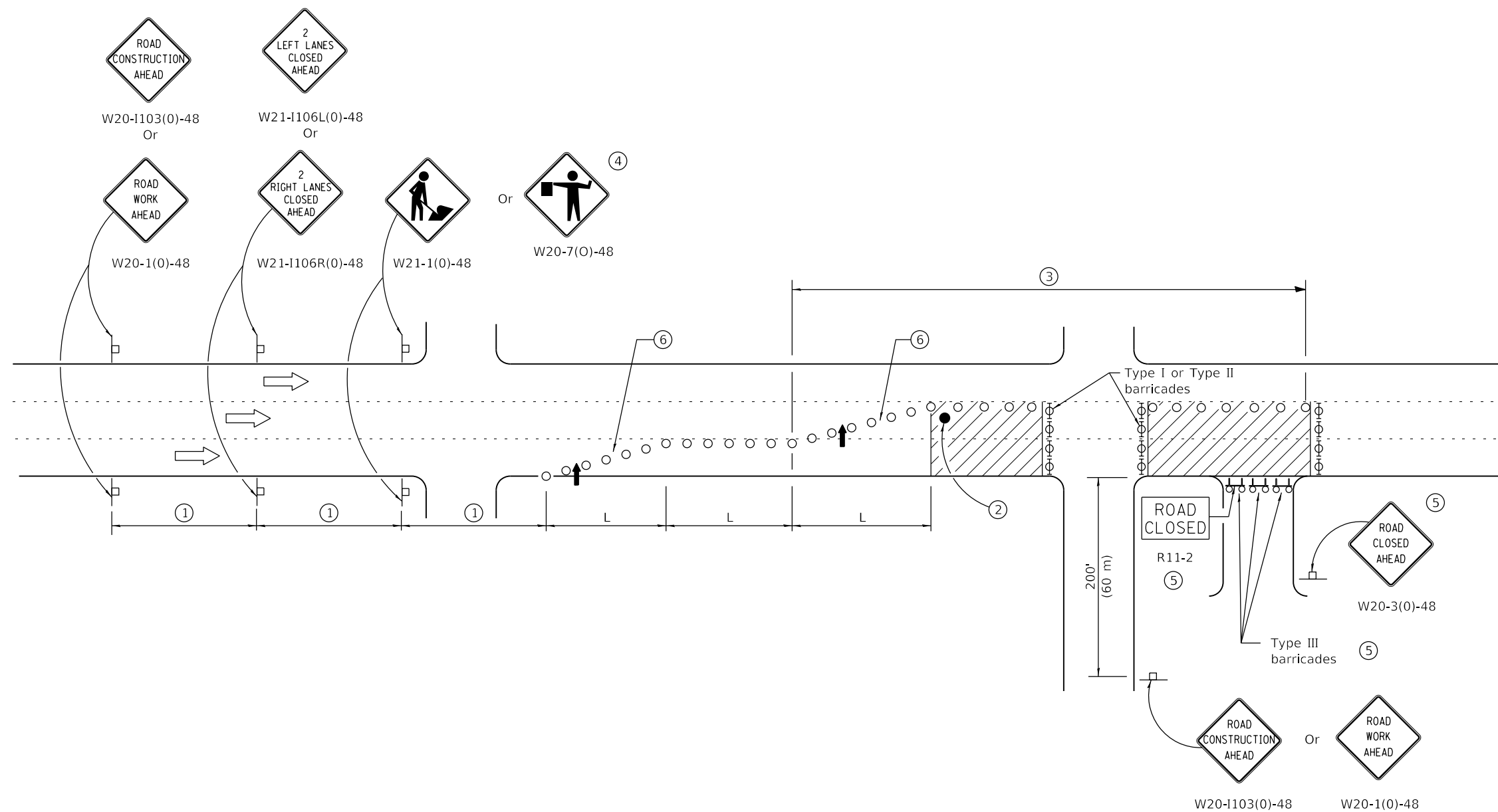
Illinois Department of Transportation	
PASSED January 1, 2014	ISSUED 1-1-97
ENGINEER OF SAFETY ENGINEERING	
APPROVED January 1, 2014	
ENGINEER OF DESIGN AND ENVIRONMENT	

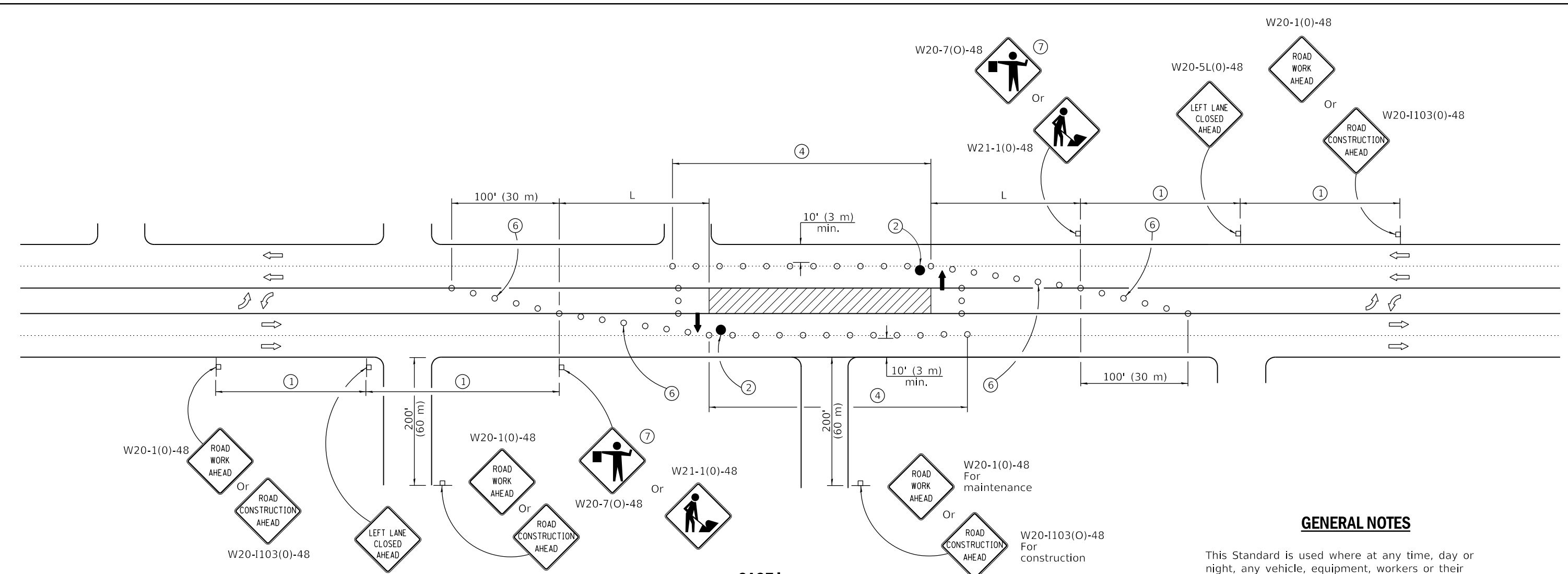
DATE	REVISIONS
1-1-14	Revised workers sign number to agree with current MUTCD.
1-1-13	Omitted text 'WORKERS' sign.

URBAN LANE CLOSURE, MULTILANE, 1W OR 2W WITH NONTRAVERSABLE MEDIAN

(Sheet 1 of 2)

STANDARD 701601-09





SIGN SPACING	
Posted Speed	Sign Spacing
55	500' (150 m)
50-45	350' (100 m)
<45	200' (60 m)

SYMBOLS

- ↑ Arrow board
- ▨ Work area
- ⦿ Barricade or drum with steady burning monidirectional light
- Flagger with traffic control sign
- Cone, drum or barricade
- └ Sign on portable or permanent support
- ⚡ Type III barricade with flashing lights

CASE I

- ① Refer to SIGN SPACING TABLE for distances.
- ② Required for speeds > 40 mph (70 km/h).
- ③ Required if work exceeds 500' (164 m) or 1 block, repeat every 1 mile (1.6 km).
- ④ Cones at 25' (8 m) centers for 250' (75 m) on approach. Additional cones may be placed at 50' (15 m) centers. When drums or type I or II barricades are used, the interval between devices may be doubled.
- ⑤ For approved sideroad closures.
- ⑥ Cones, drums or barricades at 20' (6 m) centers in taper.
- ⑦ Use flagger sign only when flagger is present.

GENERAL NOTES

This Standard is used where at any time, day or night, any vehicle, equipment, workers or their activities encroach on the pavement requiring the closure of one traffic lane in an Urban area.

If the work operation is performed between 9:00 a.m. and 3:00 p.m. and does not exceed 15 min. Traffic protection shall be as shown for Standard 701426.

Calculate L as follows:

SPEED LIMIT	FORMULAS	
	English	(Metric)
40 mph (70 km/h) or less:	$L = \frac{WS^2}{60}$	$L = \frac{WS^2}{150}$
45 mph (80 km/h) or greater:	$L = (W)(S)$	$L = 0.65(W)(S)$

W = Width of offset in feet (meters).

S = Normal posted speed mph (km/h).

All dimensions are in inches (millimeters) unless otherwise shown.

Illinois Department of Transportation

APPROVED January 1, 2019
[Signature]
ENGINEER OF SAFETY PROG. AND ENGINEERING

APPROVED January 1, 2019
[Signature]
ENGINEER OF DESIGN AND ENVIRONMENT

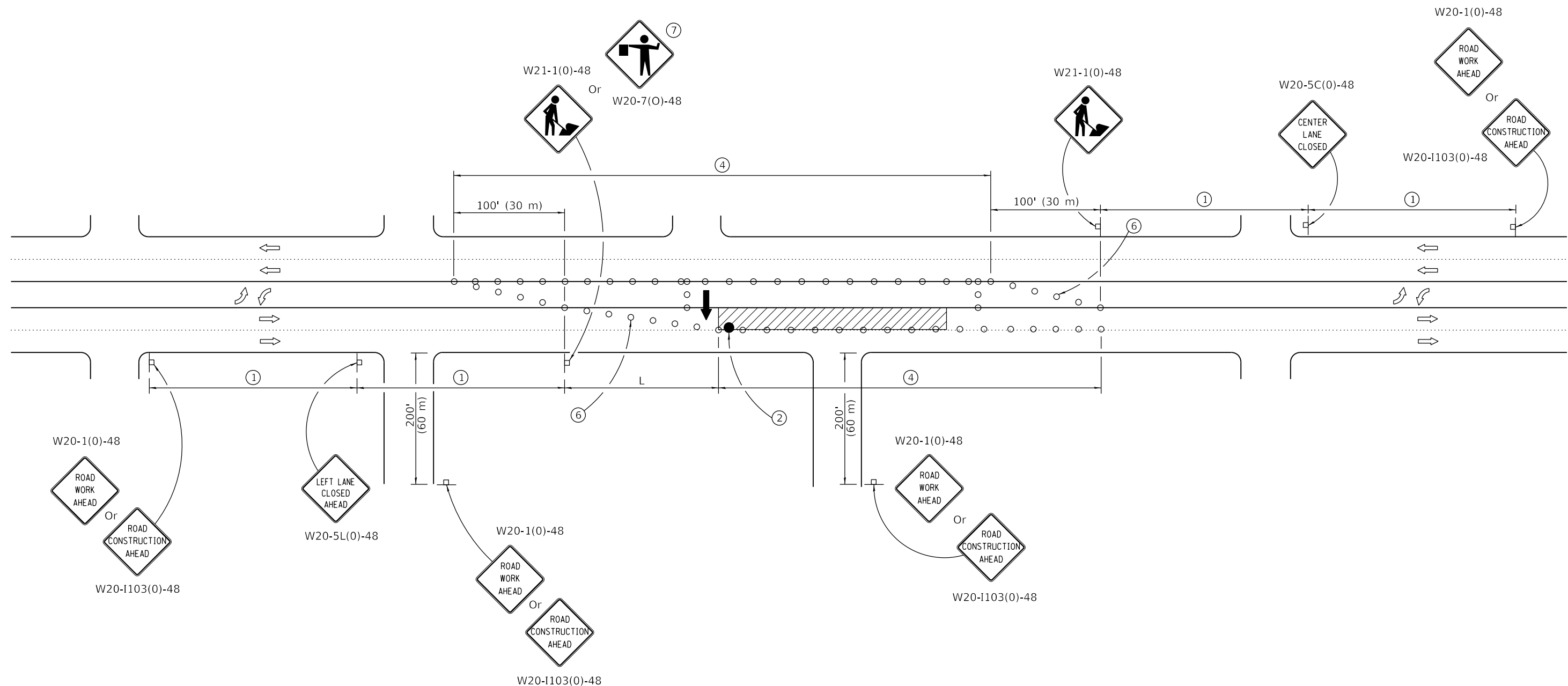
ISSUED 1-1-13

DATE	REVISIONS
1-1-19	Revised to allow cones at night.
1-1-18	Moved arrow boards into closed lanes for CASE I.

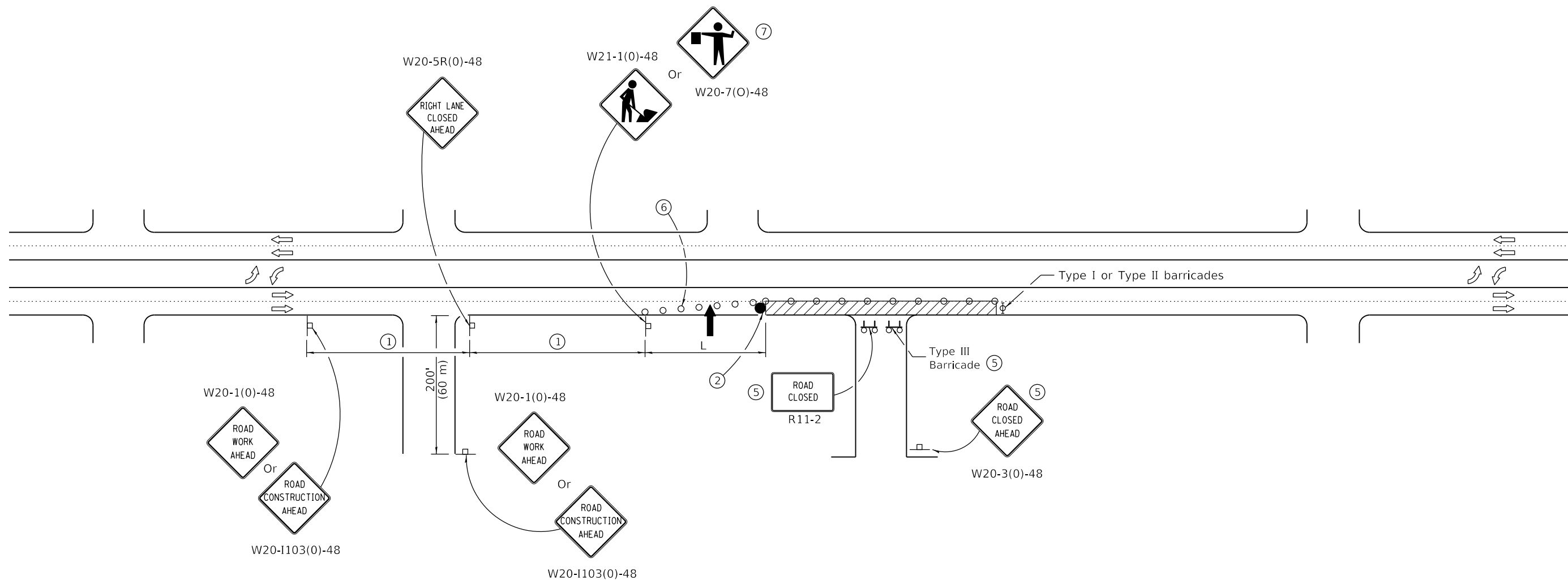
URBAN LANE CLOSURE,
MULTILANE, 2W WITH
BIDIRECTIONAL LEFT TURN LANE

(Sheet 1 of 4)

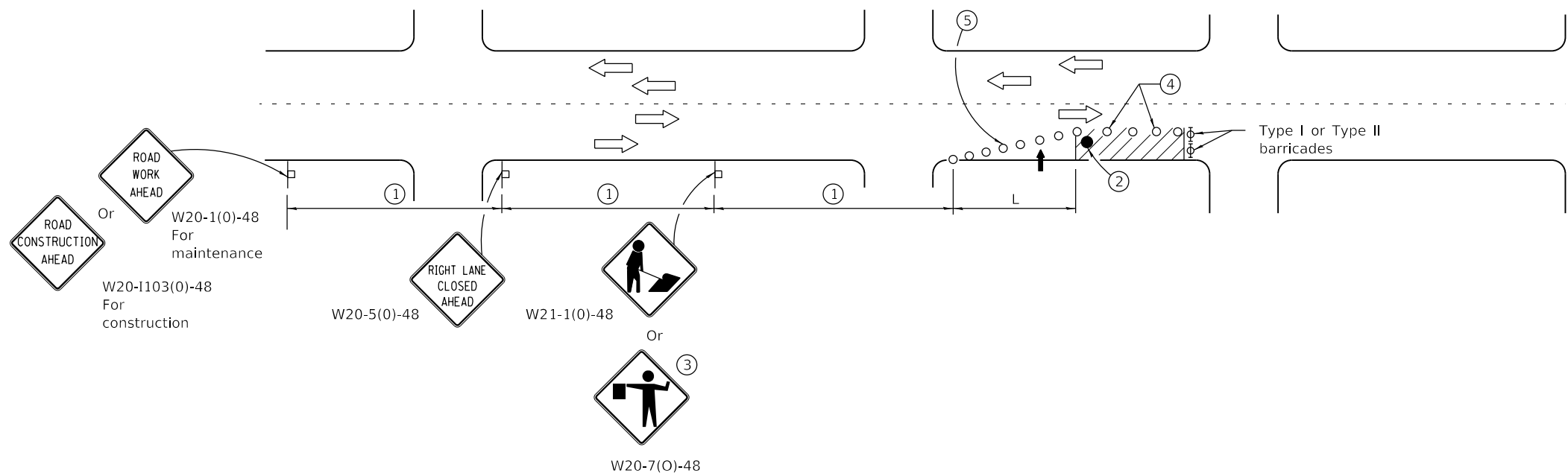
STANDARD 701602-10



CASE III



CASE IV



SIGN SPACING	
Posted Speed	Sign Spacing
55	500' (150 m)
50-45	350' (100 m)
<45	200' (60 m)

SYMBOLS

- ↑ Arrow board
- Cone, drum or barricade
- ⌋ Sign on portable or permanent support
- ▨ Work area
- ⦿ Barricade or drum with flashing light
- Flagger with traffic control sign.

- ① Refer to SIGN SPACING TABLE for distances.
- ② Required for speeds > 40 mph.
- ③ Use flagger sign only when flagger is present.
- ④ Cones at 25' (8 m) centers for 250' (75 m). Additional cones may be placed at 50' (15 m) centers. When drums or Type I or Type II barricades are used, the interval between devices may be doubled.
- ⑤ Cones, drums or barricades at 20' (6 m) centers in taper.

GENERAL NOTES

This Standard is used where at any time, day or night, any vehicle, equipment, workers or their activities encroach on the pavement requiring the closure of one traffic lane in an Urban area.

Calculate L as follows:

SPEED LIMIT	FORMULAS	
	English	(Metric)
40 mph (70 km/h) or less:	$L = \frac{WS^2}{60}$	$L = \frac{WS^2}{150}$
45 mph (80 km/h) or greater:	$L = (W)(S)$	$L = 0.65(W)(S)$

W = Width of offset in feet (meters).

S = Normal posted speed mph (km/h).

All dimensions are in inches (millimeters) unless otherwise shown.

DATE	REVISIONS
1-1-15	Renamed standard. Moved case on Sheet 2 to new Highway Standard.
1-1-14	Revised workers sign number to agree with current MUTCD.

URBAN SINGLE LANE CLOSURE, MULTILANE, 2W WITH MOUNTABLE MEDIAN

STANDARD 701606-10

Illinois Department of Transportation

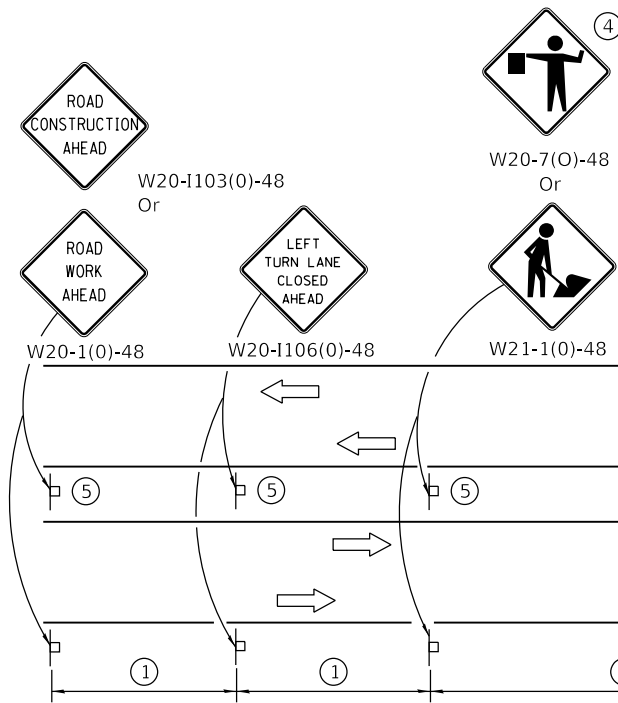
PASSED January 1, 2015

ENGINEER OF SAFETY ENGINEERING

APPROVED January 1, 2015

ENGINEER OF DESIGN AND ENVIRONMENT

ISSUED 1-1-97



LEFT TURN LANE OR CENTER MEDIAN OPERATIONS

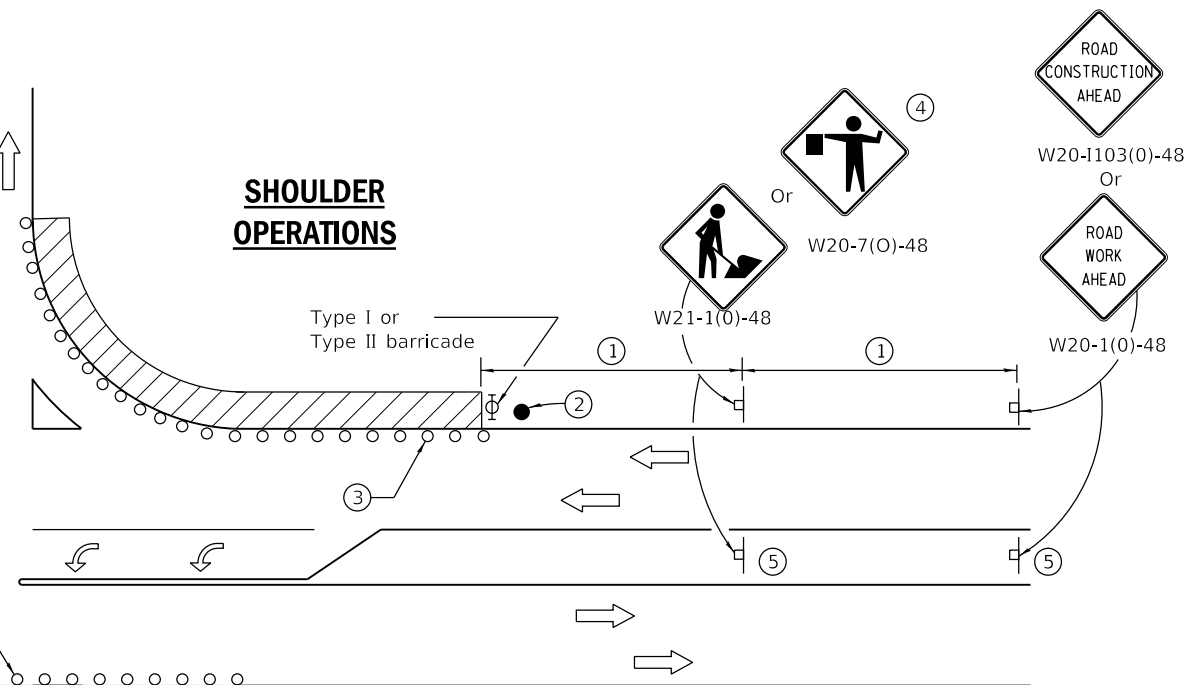
- 1 Refer to SIGN SPACING TABLE for distance.
- 2 Required for speed > 40 mph.
- 3 Cones at 25' (8 m) centers for 250' (75 m). Additional cones may be placed at 50' (15 m) centers. When drums or Type I or Type II barricades are used, the interval between devices may be doubled.
- 4 Use flagger sign only when flagger is present.
- 5 Omit this sign when median is less than 10' (3 m) or for bi-directional turn lanes.
- 6 Cones, drums or barricades at 20' (6 m) centers in taper.
- 7 Advanced arrow board required for speeds > 45 mph.
- 8 Three Type II barricades, drums or vertical barricades at 50' (15 m) centers.

SYMBOLS

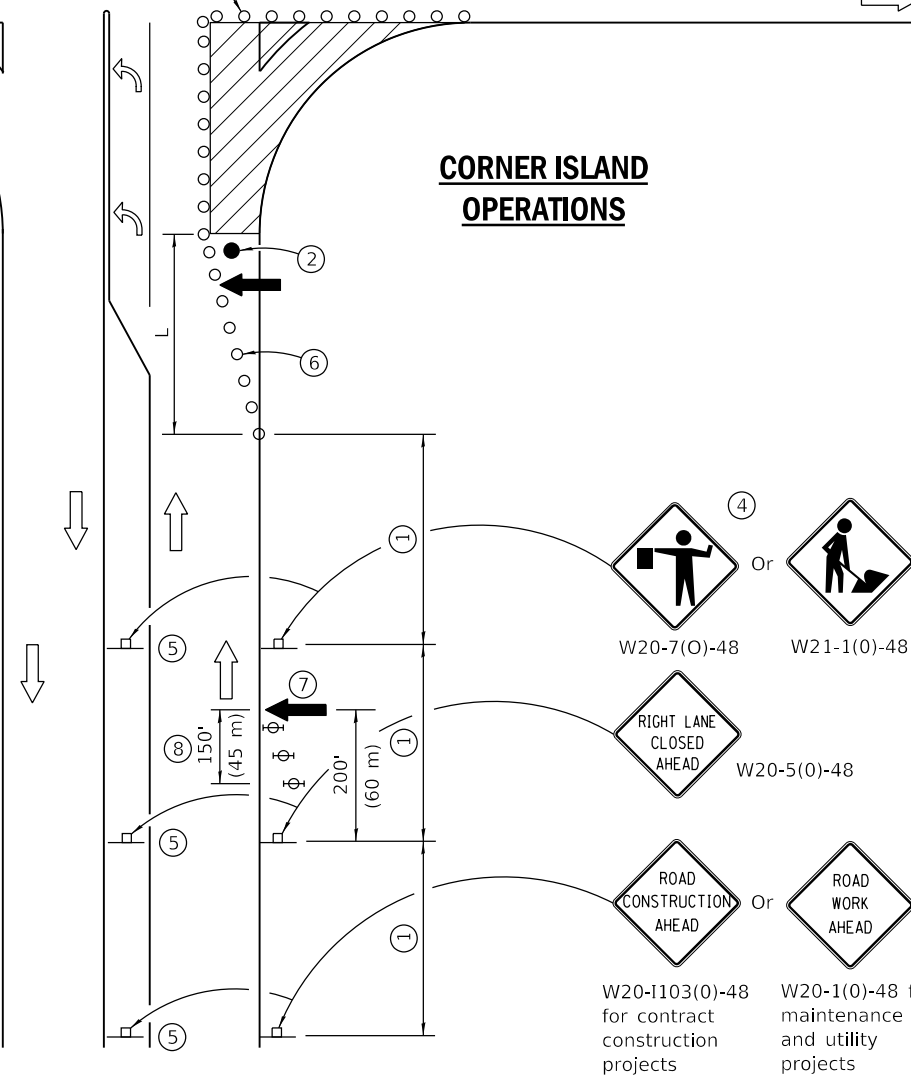
- Work area
- Cone, drum or barricade
- Sign on portable or permanent support
- Arrow board
- Barricade or drum with flashing light
- Flagger with traffic control sign

SIGN SPACING	
Posted Speed	Sign Spacing
55	500' (150 m)
50-45	350' (100 m)
<45	200' (60 m)

SHOULDER OPERATIONS



CORNER ISLAND OPERATIONS



GENERAL NOTES

This Standard is used where at any time, day or night, any vehicle, equipment, workers or their activities encroach on the pavement during shoulder operations or where construction requires lane closures in an urban area.

Calculate L as follows:

SPEED LIMIT	FORMULAS	
	English	(Metric)
40 mph (70 km/h) or less:	$L = \frac{WS^2}{60}$	$L = \frac{WS^2}{150}$
45 mph (80 km/h) or greater:	$L = (W)(S)$	$L = 0.65(W)(S)$

W = Width of offset in feet (meters).

S = Normal posted speed mph (km/h).

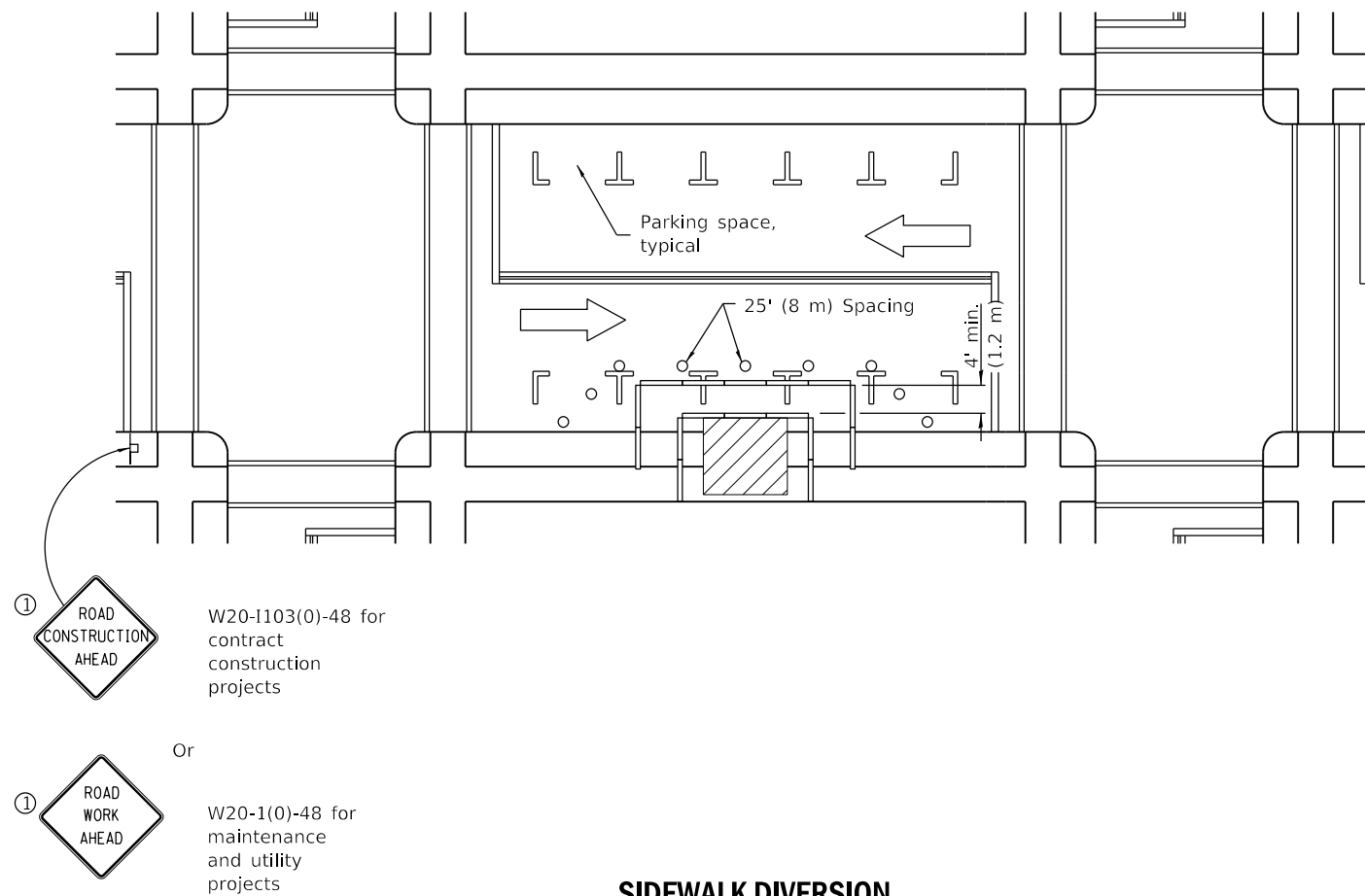
All dimensions are in inches (millimeters) unless otherwise shown.

Illinois Department of Transportation	
PASSED	April 1, 2016
ENGINEER OF SAFETY ENGINEERING	
APPROVED	April 1, 2016
ENGINEER OF DESIGN AND ENVIRONMENT	

DATE	REVISIONS
4-1-16	Corrected sign number for LEFT TURN LANE CLOSED AHEAD.
1-1-14	Added devices at arrow board upstream from taper.
	Rev. workers sign number.

URBAN LANE CLOSURE, MULTILANE INTERSECTION

STANDARD 701701-10



① Omit whenever duplicated by road work traffic control.

SIDEWALK DIVERSION

GENERAL NOTES

This Standard is used where, at any time, pedestrian traffic must be rerouted due to work being performed.

This Standard must be used in conjunction with other Traffic Control & Protection Standards when roadway traffic is affected.

Temporary facilities shall be detectable and accessible.

The temporary pedestrian facilities shall be provided on the same side of the closed facilities whenever possible.

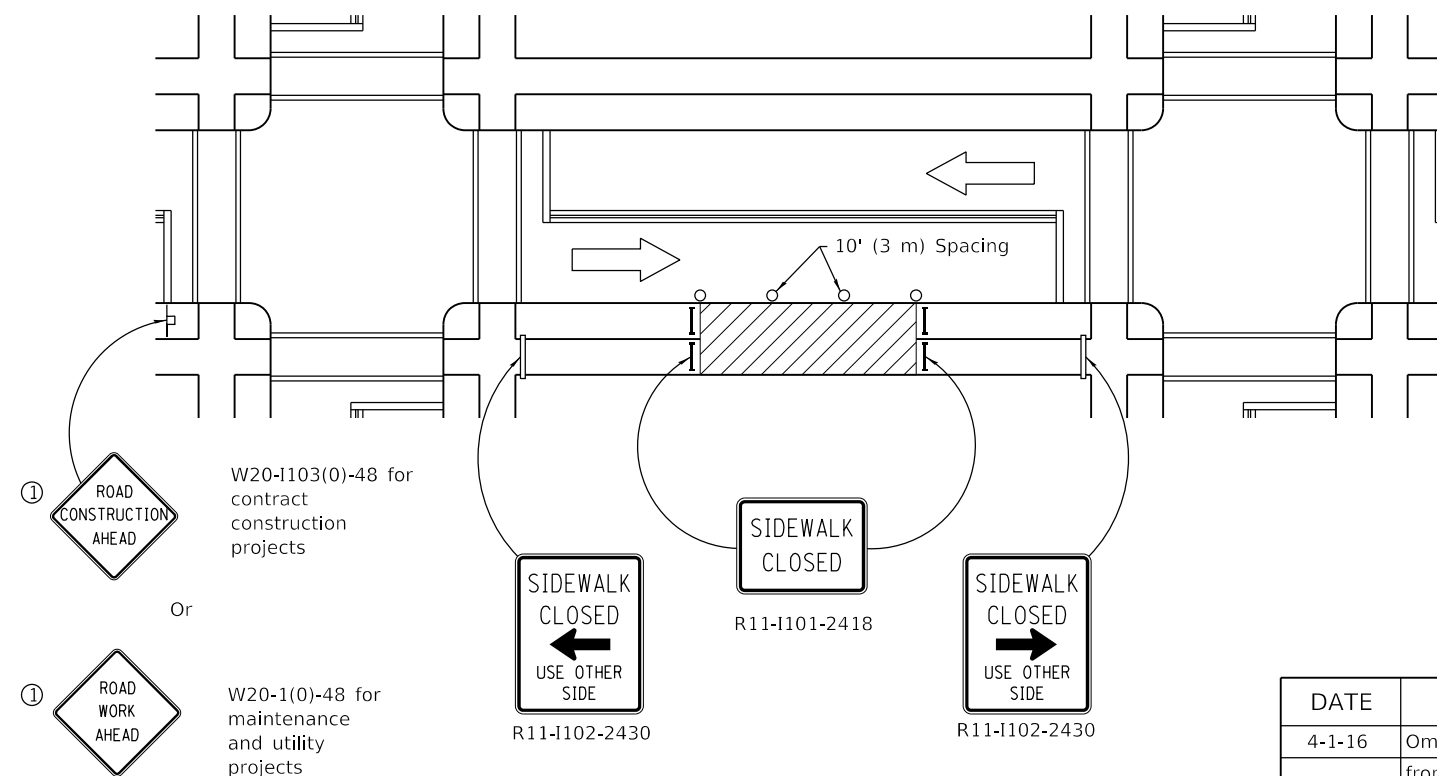
The SIDEWALK CLOSED / USE OTHER SIDE sign shall be placed at the nearest crosswalk or intersection to each end of the closure. Where the closure occurs at a corner, the signs shall be erected on the corners across the street from the closure. The SIDEWALK CLOSED signs shall be used at the ends of the actual closures.

Type III barricades and R11-2-4830 signs shall be positioned as shown in "ROAD CLOSED TO ALL TRAFFIC" detail on Standard 701901.

All dimensions are in inches (millimeters) unless otherwise shown.

SYMBOLS

- Work area
- Sign on portable or permanent support
- Barricade or drum
- Cone, drum or barricade
- Type III barricade
- Detectable pedestrian channelizing barricade



SIDEWALK CLOSURE

DATE	REVISIONS
4-1-16	Omitted orange safety fence from standard as this is covered in the std. spec.
1-1-12	Added SIDEWALK DIVERSION. Modified appearance of plan views. Renamed Std.

SIDEWALK, CORNER OR CROSSWALK CLOSURE

(Sheet 1 of 2)

STANDARD 701801-06

Illinois Department of Transportation

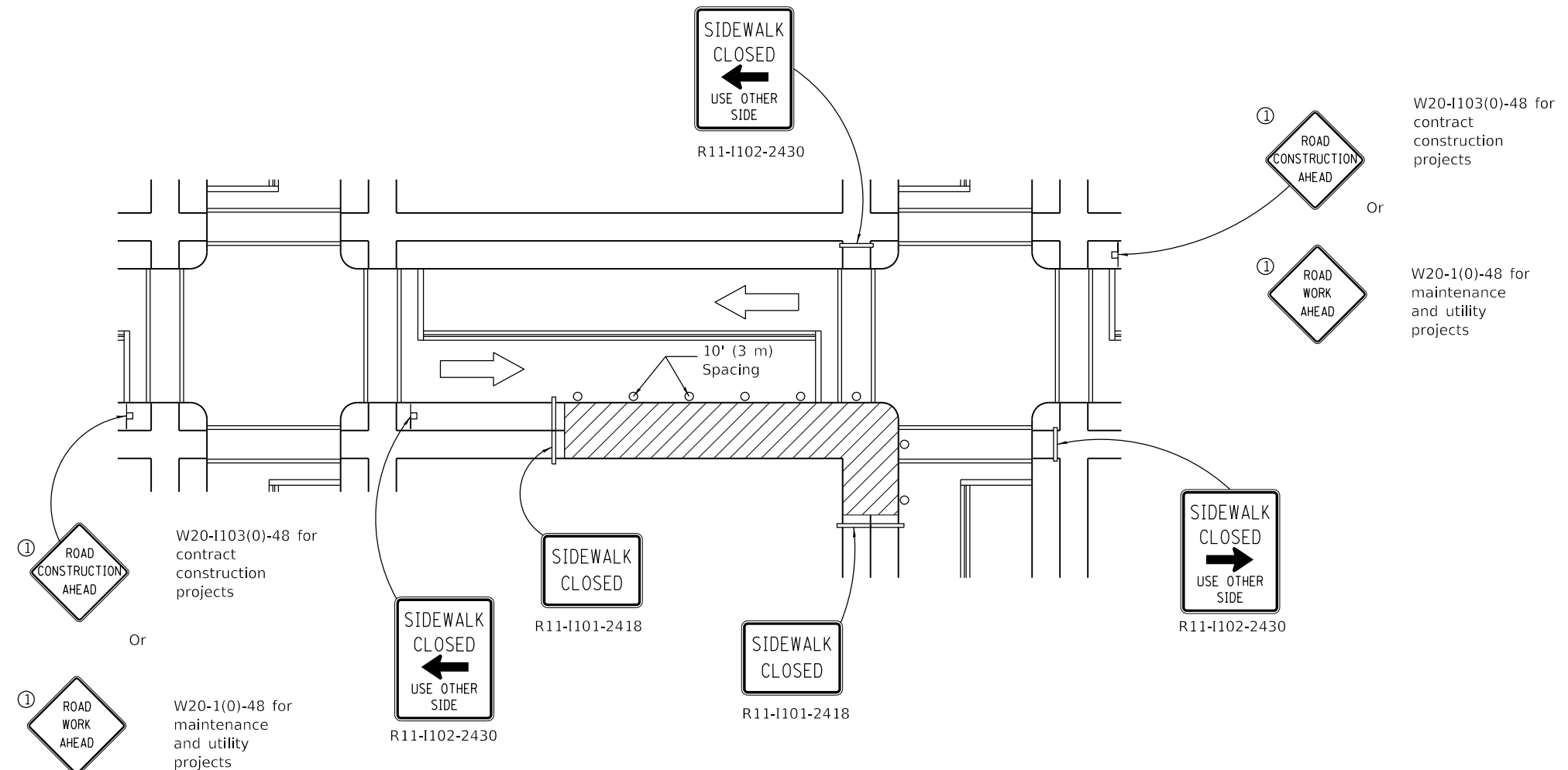
PASSED April 1, 2016

ENGINEER OF SAFETY ENGINEERING

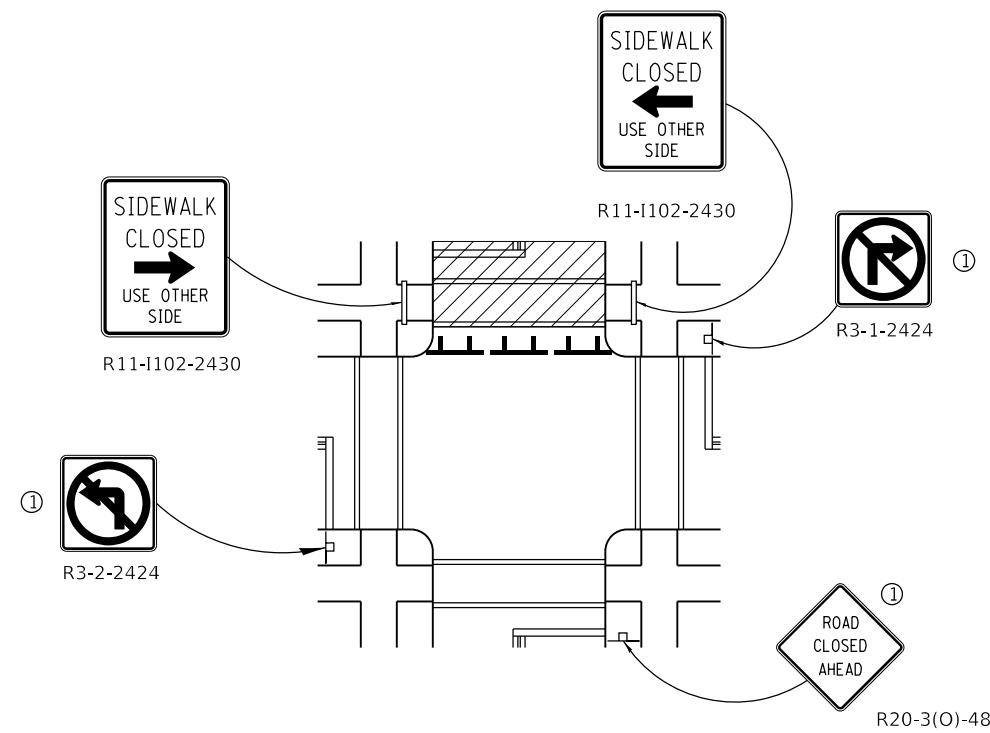
APPROVED April 1, 2016

ENGINEER OF DESIGN AND ENVIRONMENT

ISSUED 1-1-97



CORNER CLOSURE



CROSSWALK CLOSURE

W20-I103(0)-48 for
contract
construction
projects

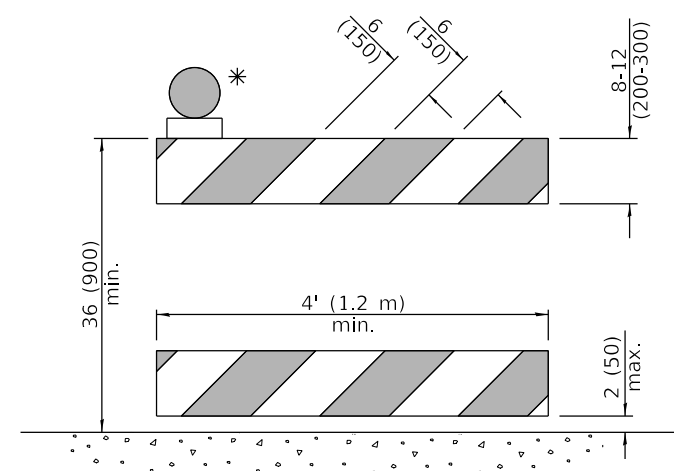
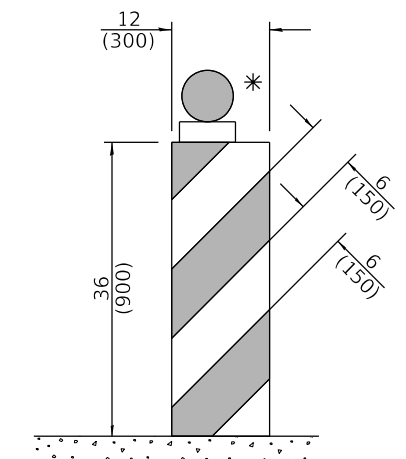
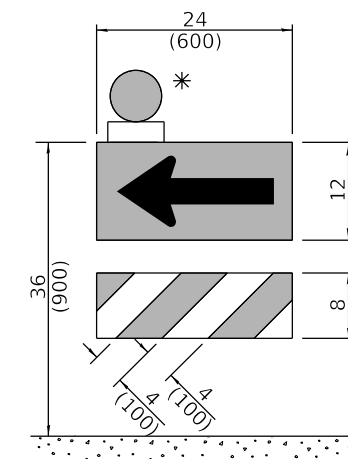
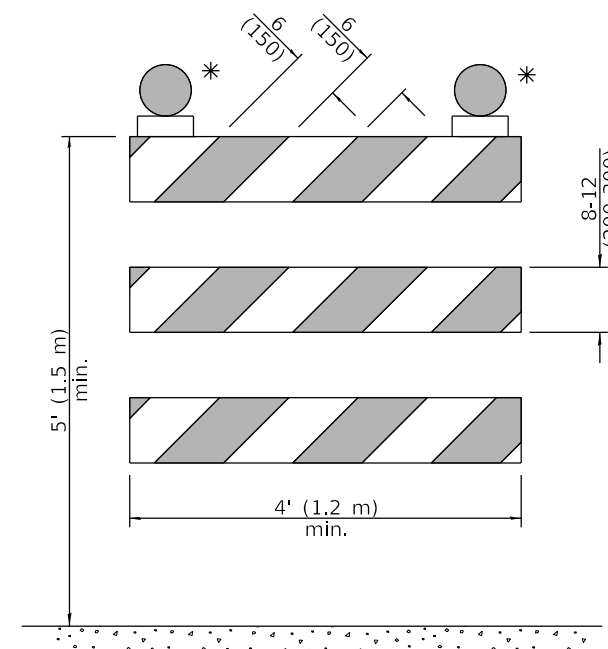
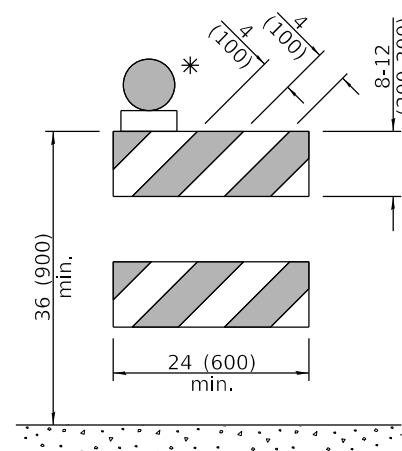
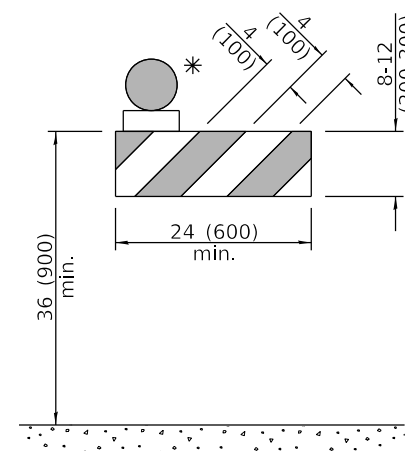
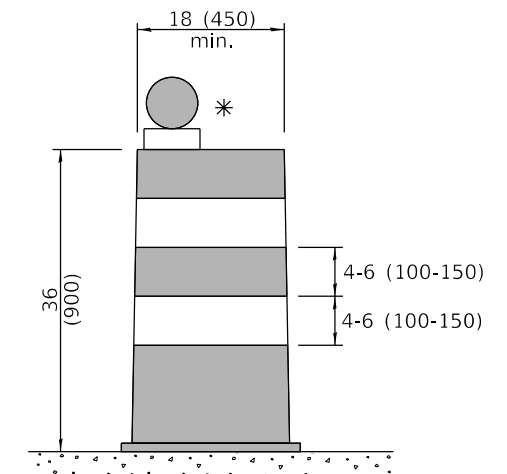
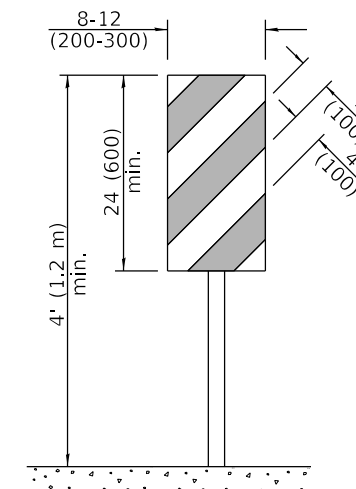
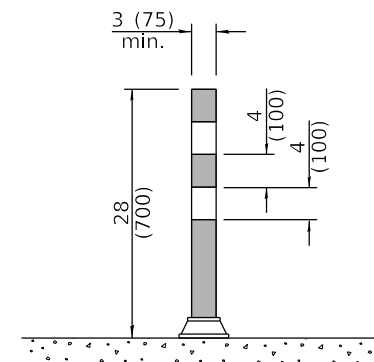
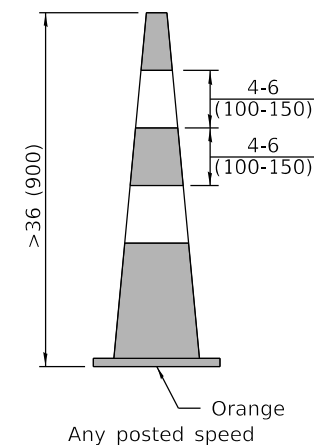
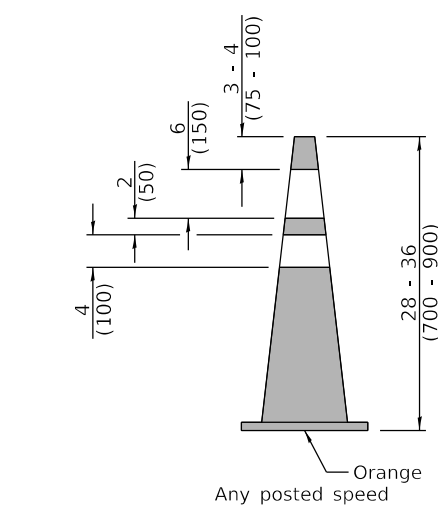
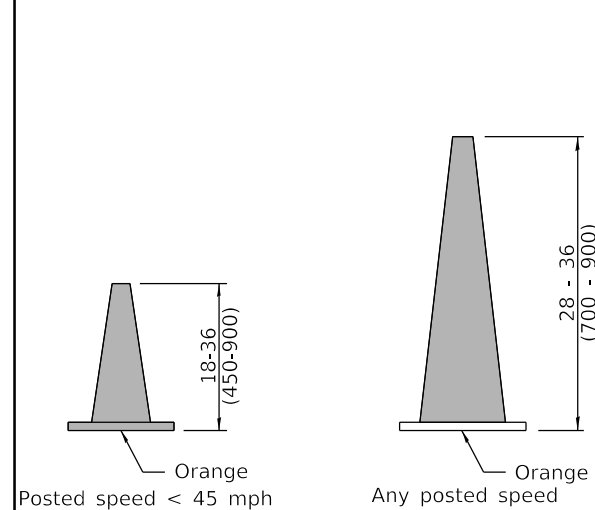
Or

W20-1(0)-48 for
maintenance
and utility
projects

**SIDEWALK, CORNER OR
CROSSWALK CLOSURE**

(Sheet 2 of 2)

STANDARD 701801-06



* Warning lights (if required)

GENERAL NOTES

All heights shown shall be measured above the pavement surface.

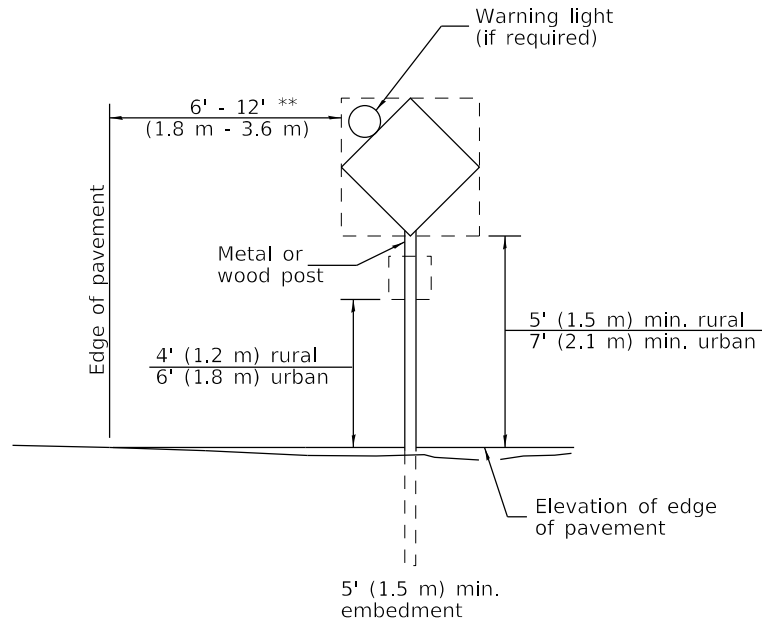
All dimensions are in inches (millimeters)
unless otherwise shown.

DATE	REVISIONS
1-1-19	Revised cone usage and
	added cones >36" (900 m) height
1-1-18	Revised END WORK ZONE
	SPEED LIMIT sign from
	orange to white background.

TRAFFIC CONTROL DEVICES

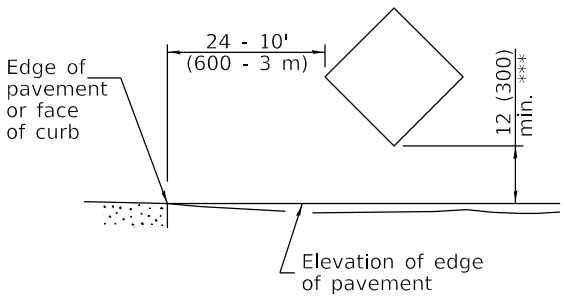
(Sheet 1 of 3)

STANDARD 701901-08



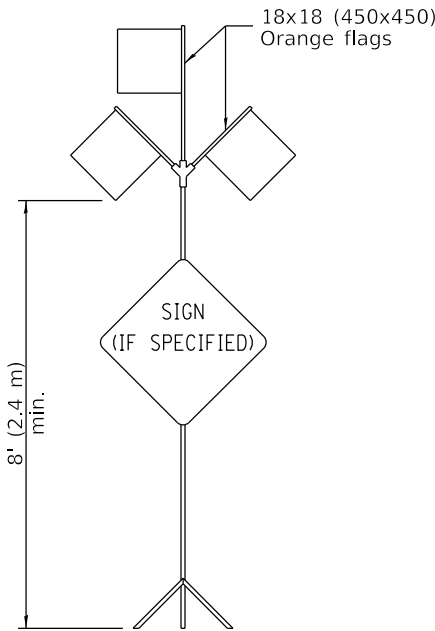
POST MOUNTED SIGNS

** When curb or paved shoulder are present this dimension shall be 24 (600) to the face of curb or 6' (1.8 m) to the outside edge of the paved shoulder.



SIGNS ON TEMPORARY SUPPORTS

*** When work operations exceed four days, this dimension shall be 5' (1.5 m) min. If located behind other devices, the height shall be sufficient to be seen completely above the devices.



HIGH LEVEL WARNING DEVICE

ROAD CONSTRUCTION NEXT X MILES	END CONSTRUCTION
G20-I104(0)-6036	G20-I105(0)-6024

This signing is required for all projects 2 miles (3200 m) or more in length.

ROAD CONSTRUCTION NEXT X MILES sign shall be placed 500' (150 m) in advance of project limits.

END CONSTRUCTION sign shall be erected at the end of the job unless another job is within 2 miles (3200 m).

Dual sign displays shall be utilized on multi-lane highways.

WORK LIMIT SIGNING

WORK ZONE	W21-III5(0)-3618
SPEED LIMIT XX	R2-1-3648
PHOTO ENFORCED	R10-I108p-3618 ****
\$XXX FINE MINIMUM	R2-I106p-3618

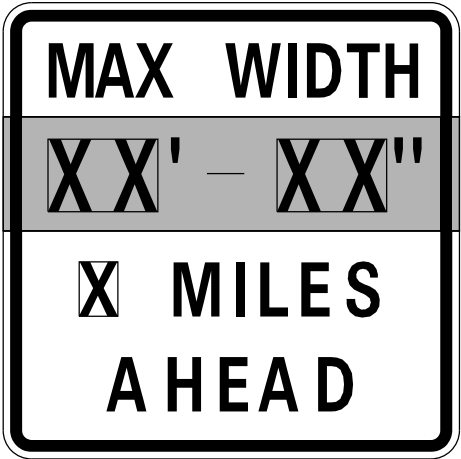
Sign assembly as shown on Standards or as allowed by District Operations.

END WORK ZONE SPEED LIMIT	G20-I103-6036
---------------------------------	---------------

This sign shall be used when the above sign assembly is used.

**HIGHWAY CONSTRUCTION
SPEED ZONE SIGNS**

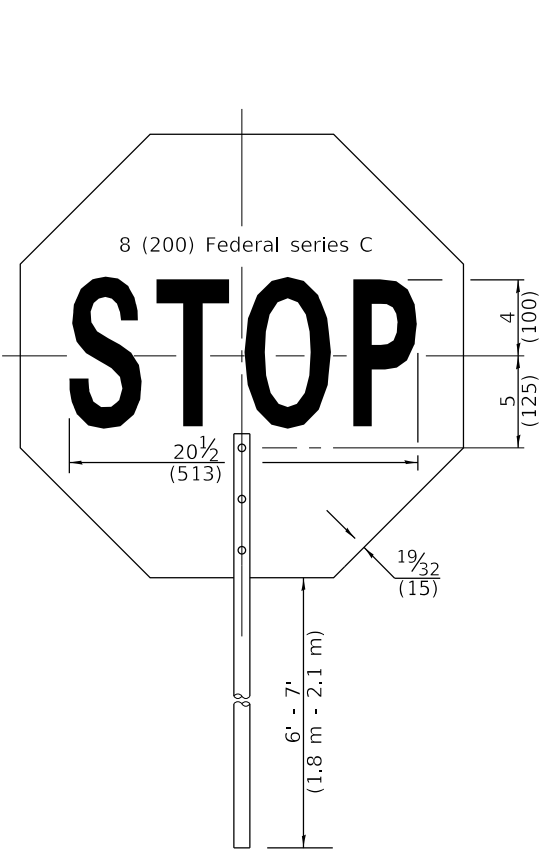
**** R10-I108p shall only be used along roadways under the jurisdiction of the State.



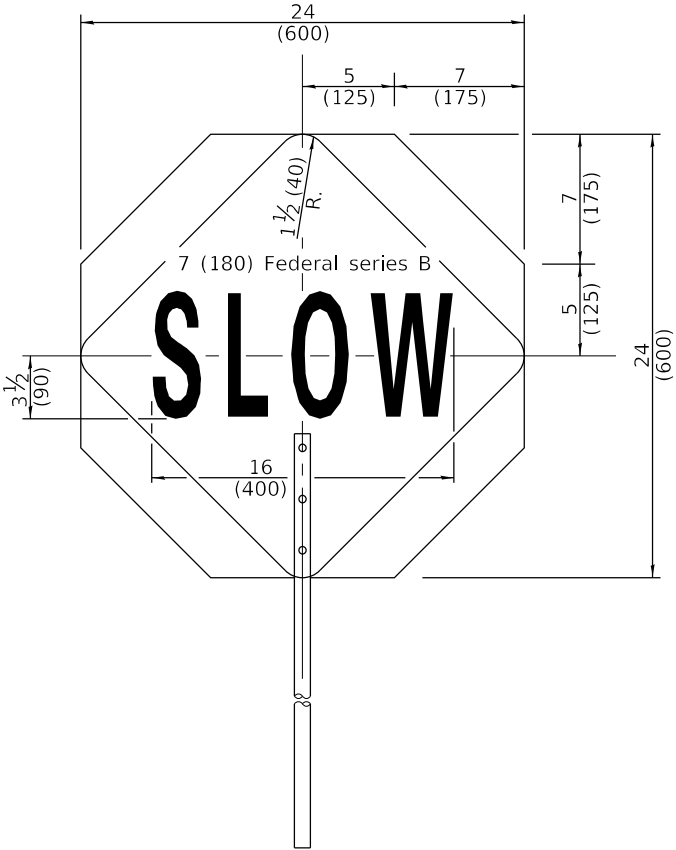
W12-I103-4848

WIDTH RESTRICTION SIGN

XX'-XX" width and X miles are variable.



FRONT SIDE



REVERSE SIDE

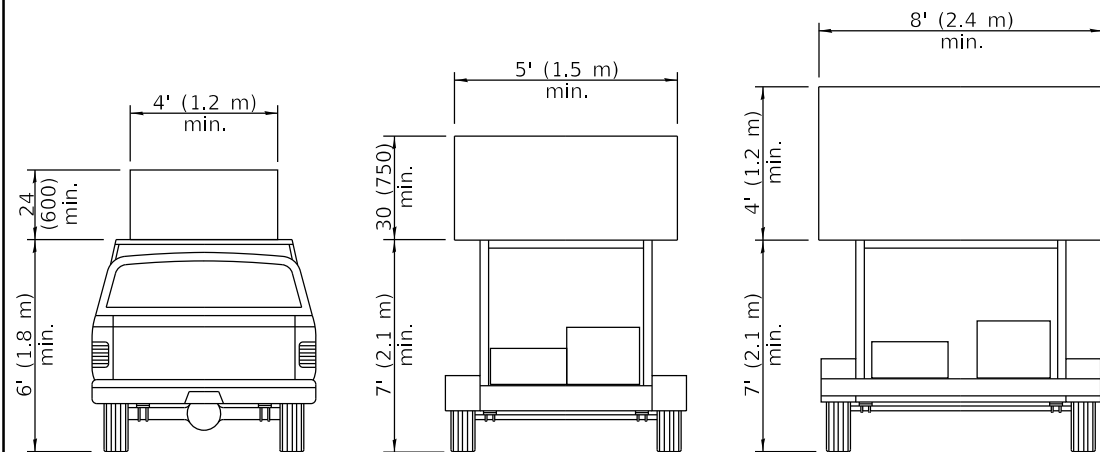
FLAGGER TRAFFIC CONTROL SIGN

Illinois Department of Transportation	ISSUED 1-1-13
APPROVED January 1, 2019 <i>[Signature]</i> ENGINEER OF SAFETY PROG. AND ENGINEERING	
APPROVED January 1, 2019 <i>[Signature]</i> ENGINEER OF DESIGN AND ENVIRONMENT	

**TRAFFIC CONTROL
DEVICES**

(Sheet 2 of 3)

STANDARD 701901-08

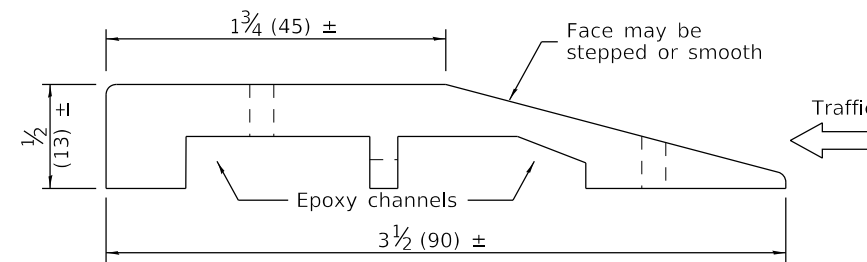
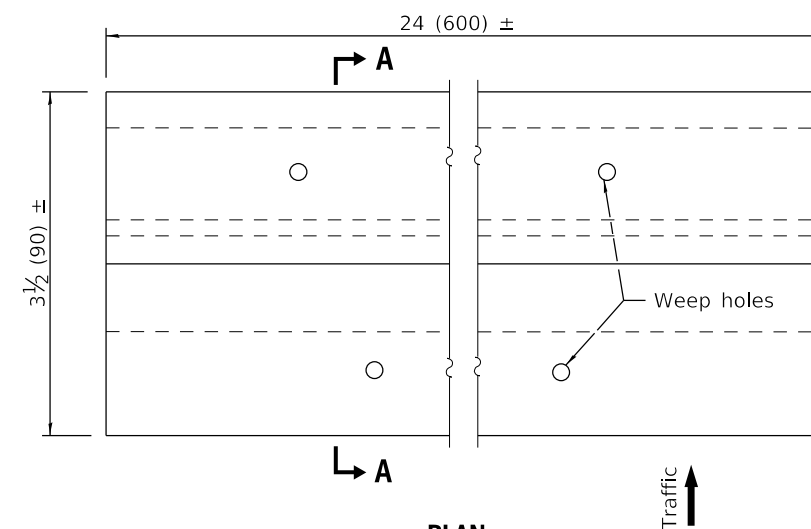


**TYPE A
ROOF
MOUNTED**

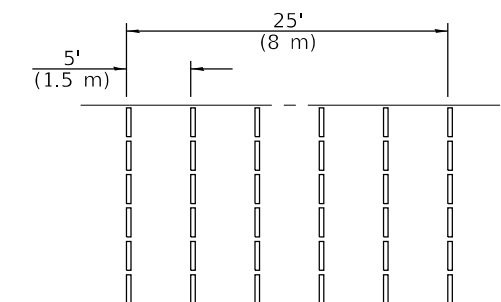
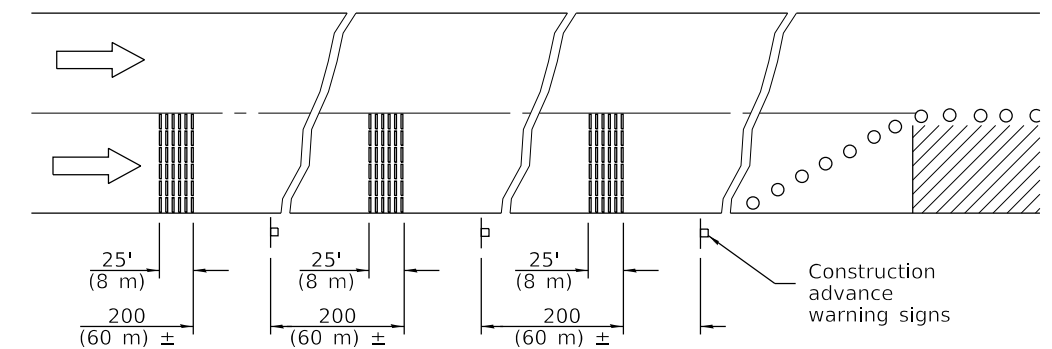
**TYPE B
ROOF OR TRAILER
MOUNTED**

**TYPE C
TRAILER
MOUNTED**

ARROW BOARDS

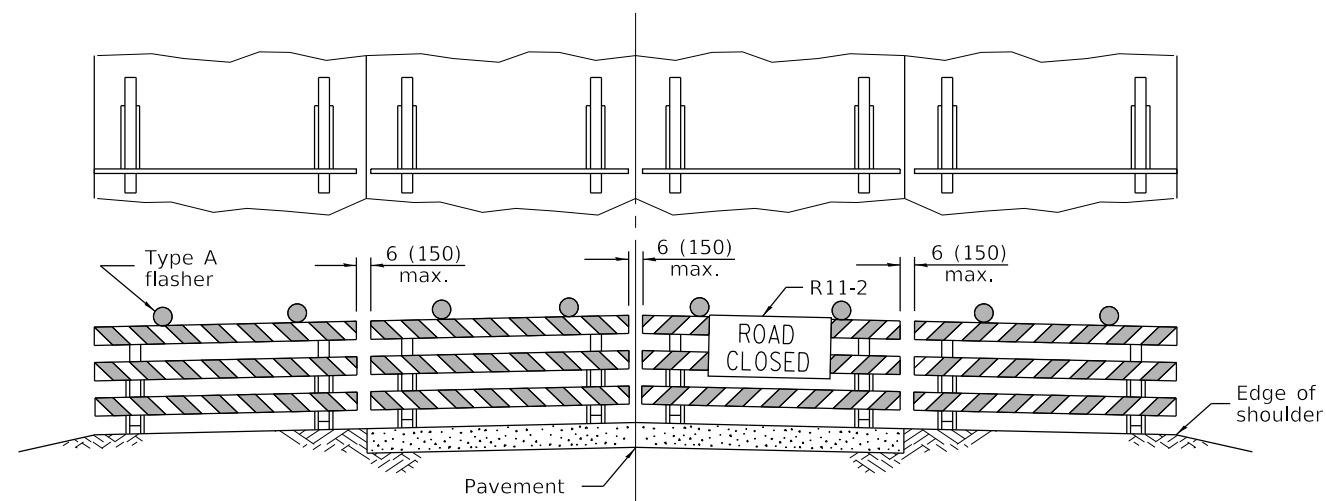


SECTION A-A



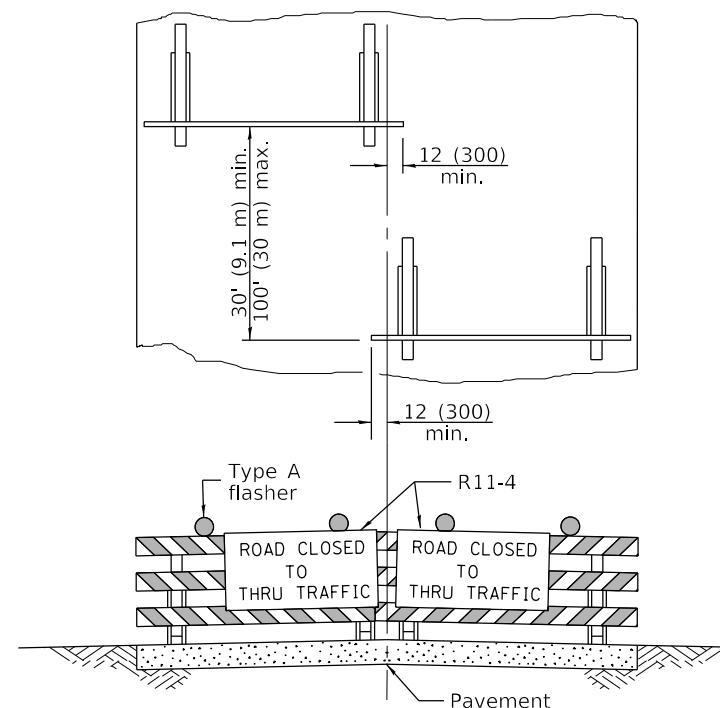
TYPICAL INSTALLATION

TEMPORARY RUMBLE STRIPS



ROAD CLOSED TO ALL TRAFFIC

Reflectorized striping may be omitted on the back side of the barricades. If a Type III barricade with an attached sign panel which meets NCHRP 350 is not available, the sign may be mounted on an NCHRP 350 temporary sign support directly in front of the barricade.



ROAD CLOSED TO THRU TRAFFIC

Reflectorized striping shall appear on both sides of the barricades. If a Type III barricade with an attached sign panel which meets NCHRP 350 is not available, the signs may be mounted on NCHRP 350 temporary sign supports directly in front of the barricade.

TYPICAL APPLICATIONS OF TYPE III BARRICADES CLOSING A ROAD

TRAFFIC CONTROL DEVICES

(Sheet 3 of 3)

STANDARD 701901-08